

## Lampiran 1: SK Pembimbing

**Melly Suziani, 2017**

*PENGARUH HASIL PELATIHAN, MOTIVASI BERPRESTASI DAN PENGALAMAN KERJA TERHADAP KOMPETENSI FASILITATOR FAMILY DEVELOPMENT SESSION (FDS) (Survey Terhadap Peserta Pelatihan FDS BBPPKS Regional II)*

Universitas Pendidikan Indonesia | [repository.upi.edu](http://repository.upi.edu) | [perpustakaan.upi.edu](http://perpustakaan.upi.edu)



KEMENTERIAN RISET, TEKNOLOGI, DAN PENDIDIKAN TINGGI  
UNIVERSITAS PENDIDIKAN INDONESIA  
SEKOLAH PASCASARJANA

Jalan Dr. Setiabudhi Nomor 229 Bandung 40154  
Telepon (022) 2001197, 2002320, 2013163 Faksimile: 022-2005090  
Laman: <http://sps.upi.edu> – E-mail: [pascasarjana@upi.edu](mailto:pascasarjana@upi.edu)

KEPUTUSAN  
DIREKTUR SEKOLAH PASCASARJANA UNIVERSITAS PENDIDIKAN INDONESIA  
Nomor : 1301/UN40.B/PL/2017  
TENTANG  
PENGANGKATAN PEMBIMBING PENULISAN TESIS PROGRAM MAGISTER (S2)  
SEKOLAH PASCASARJANA UNIVERSITAS PENDIDIKAN INDONESIA ANGGATAN TAHUN 2015  
DENGAN RAHMAT TUHAN YANG MAHA ESA  
DIREKTUR SEKOLAH PASCASARJANA UNIVERSITAS PENDIDIKAN INDONESIA

- Memperhatikan : Surat Permohonan Ketua Program Studi PENDIDIKAN LUAR SEKOLAH tentang permohonan pengangkatan pembimbing penulisan Tesis sdr. **MELLY SUZIANI** mahasiswa Program Magister (S2).
- Menimbang : bahwa untuk kelancaran pelaksanaan bimbingan dan kegiatan akademik lainnya, dipandang perlu menerbitkan surat keputusan Direktur SPs UPI tentang Pengangkatan Pembimbing Penulisan Tesis Program Magister (S2);
- Mengingat : 1. Undang-Undang Nomor 12 Tahun 2012 tentang Pendidikan Tinggi (Lembaran Negara Republik Indonesia Tahun 2012 Nomor 158, Tambahan Lembaran Negara Republik Indonesia Nomor 5336);  
2. Peraturan Pemerintah Nomor 19 Tahun 2005 tentang Standar Nasional Pendidikan (Lembaran Negara Republik Indonesia Tahun 2005 Nomor 41, Tambahan Lembaran Negara Republik Indonesia Nomor 4496) sebagaimana telah diubah Kedua kalinya dengan Peraturan Pemerintah Nomor 13 Tahun 2015 tentang Perubahan Kedua Atas Peraturan Pemerintah Nomor 19 Tahun 2005 tentang Standar Nasional Pendidikan (Lembaran Negara Republik Indonesia Tahun 2015 Nomor 45, Tambahan Lembaran Negara Republik Indonesia Nomor 5670);  
3. Peraturan Pemerintah Nomor 4 Tahun 2014 tentang Penyelenggaraan Pendidikan Tinggi dan Pengelolaan Perguruan Tinggi (Lembaran Negara Republik Indonesia Tahun 2014 Nomor 16, Tambahan Lembaran Negara Republik Indonesia Nomor 5500);  
4. Peraturan Pemerintah Nomor 15 Tahun 2014 tentang Statuta Universitas Pendidikan Indonesia (Lembaran Negara Republik Indonesia Tahun 2014 Nomor 41, Tambahan Lembaran Negara Nomor 5509);  
5. Peraturan Majelis Wali Amanat Nomor 03/PER/MWA UPI/2015 tentang Peraturan Pelaksanaan Peraturan Pemerintah Nomor 15 Tahun 2014 tentang Statuta Universitas Pendidikan Indonesia sebagaimana telah diubah dengan Peraturan Majelis Wali Amanat Nomor 06/PER/MWA UPI/2015 tentang Perubahan Atas Peraturan Pelaksanaan Peraturan Pemerintah Nomor 15 Tahun 2014 tentang Statuta Universitas Pendidikan Indonesia;  
6. Peraturan Majelis Wali Amanat Nomor 08/PER/MWA UPI/2015 tentang Penetapan Rencana Strategis (RENSTRA) Universitas Pendidikan Indonesia 2016-2020;  
7. Peraturan Majelis Wali Amanat Nomor 10/KEP/MWA UPI/2015 tentang Rencana Kerja dan Anggaran Tahunan Universitas Pendidikan Indonesia Tahun 2016;  
8. Peraturan Rektor Nomor 8171/UN40/HK/2015 tentang Pedoman Implementasi Rencana Kerja dan Anggaran Tahunan (RKAT) Universitas Pendidikan Indonesia Tahun 2016;  
9. Keputusan Rektor Nomor 7066/UN40/KP/2015 tentang Pemberhentian dan Pengangkatan Direktur Sekolah Pascasarjana Universitas Pendidikan Indonesia.  
10. Peraturan Rektor Nomor 2817/UN40/HK/2016 tentang Remunerasi Dosen di Lingkungan Universitas Pendidikan Indonesia.

MEMUTUSKAN

- Menetapkan  
utama : Mengangkat Pembimbing Penulisan Tesis Program Magister (S2) PENDIDIKAN LUAR SEKOLAH Sekolah Pascasarjana Universitas Pendidikan Indonesia sebagai berikut :

No.	Nama Pembimbing	Nama Mahasiswa/NIM	Program Studi
1.	IHAT HATIMAH, Prof., Dr., M.Pd.	MELLY SUZIANI 1502771	PENDIDIKAN LUAR SEKOLAH
2.	VIENA RUSMIATI HASANAH, Dr., M.Pd.		

Judul Tesis :  
FAKTOR-FAKTOR YANG MEMPENGARUHI EFEKTIVITAS PELATIHAN DALAM MENINGKATKAN KOMPETENSI FASILITATOR *FAMILY DEVELOPMENT SESSION* (FDS)  
(Survey Terhadap Peserta Pelatihan FDS BBPPKS Regional II)

- Kedua : Keputusan ini berlaku untuk semester genap terhitung mulai tanggal 1 Februari 2017 s.d 31 Agustus 2017, dengan ketentuan bahwa segala sesuatu akan diubah dan diperbaiki apabila kemudian ternyata terdapat kekeliruan dalam penetapan ini.



Ditetapkan di : Bandung  
Tanggal : 17 April 2017

Direktur,

**Prof. H. Yaya S. Kusumah, M.Sc., Ph.D.**  
NIP. 19590922 198303 1003

Tembusan :  
Ketua Program Studi yang bersangkutan.

Melly Suziani, 2017

PENGARUH HASIL PELATIHAN, MOTIVASI BERPRESTASI DAN PENGALAMAN KERJA TERHADAP KOMPETENSI FASILITATOR *FAMILY DEVELOPMENT SESSION* (FDS) (Survey Terhadap Peserta Pelatihan FDS BBPPKS Regional II)

## Lampiran 2 : Surat Izin Penelitian

**Melly Suziani, 2017**

*PENGARUH HASIL PELATIHAN, MOTIVASI BERPRESTASI DAN PENGALAMAN KERJA TERHADAP KOMPETENSI FASILITATOR FAMILY DEVELOPMENT SESSION (FDS) (Survey Terhadap Peserta Pelatihan FDS BBPPKS Regional II)*

Universitas Pendidikan Indoenesia | [repository.upi.edu](http://repository.upi.edu) | [perpustakaan.upi.edu](http://perpustakaan.upi.edu)



**KEMENTERIAN SOSIAL REPUBLIK INDONESIA  
BALAI BESAR PENDIDIKAN DAN PELATIHAN KESEJAHTERAAN SOSIAL  
(BBPPKS) REGIONAL II BANDUNG**

Jalan Panorama I (022) 2786179 Fax. (022) 2788904 Lembang- Bandung

13 Juli 2017

Nomor : 1557/BKS/BBPPKS-BDG/KS.03/07/2017  
Lampiran : -  
Perihal : **Permohonan Ijin Observasi Penelitian**

Kepada Yth,  
Kepala Prodi Pendidikan Luar Sekolah SPs UPI  
Di  
**Tempat**

Menunjuk surat Saudara Nomor : 130/UN40.8.9/KM/2017 dan Nomor : 131/UN40.8.9/KM/2017 Tanggal 12 Juli 2017 Perihal tersebut diatas, bersama ini kami sampaikan bahwa pada dasarnya Lembaga kami tidak keberatan dan bersedia menerima, mengijinkan dan memberikan informasi yang dibutuhkan oleh :

1. Melly Suziani (1502771)

Untuk melakukan Observasi Penelitian bulan Juli s.d Agustus 2017

Demikian kami sampaikan atas perhatian dan kerjasamanya, diucapkan terimakasih.



PLH Kepala,

*Hasanudin Emka*  
Hasanudin Emka

**Melly Suziani, 2017**

*PENGARUH HASIL PELATIHAN, MOTIVASI BERPRESTASI DAN PENGALAMAN KERJA TERHADAP KOMPETENSI FASILITATOR FAMILY DEVELOPMENT SESSION (FDS) (Survey Terhadap Peserta Pelatihan FDS BBPPKS Regional II)*

### **Lampiran 3 : Bimbingan Akademik**

**Melly Suziani, 2017**

*PENGARUH HASIL PELATIHAN, MOTIVASI BERPRESTASI DAN PENGALAMAN KERJA TERHADAP KOMPETENSI FASILITATOR FAMILY DEVELOPMENT SESSION (FDS) (Survey Terhadap Peserta Pelatihan FDS BBPPKS Regional II)*

Universitas Pendidikan Indoenesia | [repository.upi.edu](http://repository.upi.edu) | [perpustakaan.upi.edu](http://perpustakaan.upi.edu)



**BUKU KEGIATAN  
BIMBINGAN PENELITIAN DAN PENULISAN TESIS  
PROGRAM MAGISTER (S2)**

Nama Mahasiswa : Melly Suziani  
NIM : 1502 771  
Program Studi : Pendidikan Luar Sekolah  
Alamat di Bandung : -  
Alamat tetap : Tlp. ....  
Desa Kutamandin  
Tlp. Kec. Tangunrsari Kab. Sumedang :  
085 222 852 590  
Tim Pembimbing  
1. Pembimbing I : Prof. Dr. Hj. Hart Hatimah, M.Pd.  
Alamat : .....  
Tlp. : ..... E-mail : .....  
2. Pembimbing II : Dr. Viena Ruzmiati Hasanah, M.Pd  
Alamat : .....  
Tlp. : ..... E-mail : .....

Judul Tesis

Pengaruh Hasil Pelatihan, Motivasi Berprestasi dan Pengalaman Kerja Terhadap Kompetensi Fasilitator Family Development Session (FDS) (Studi Terhadap Peserta Pelatihan FDS di BBPPKS Regional II)









**CATATAN:**

1. BUKU BIMBINGAN INI BERLAKU SATU SEMESTER
2. BUKU BIMBINGAN INI SAH DIPERGUNAKAN JIKA ADA SETEMPEL DARI SEKSI ADMINISTRASI AKADEMIK DAN KEMAHASISWAAN
3. BUKU BIMBINGAN INI HARUS DIBAWA SETIAP KALI KONSULTASI DENGAN PEMBIMBING

Melly Suziani, 2017

PENGARUH HASIL PELATIHAN, MOTIVASI BERPRESTASI DAN PENGALAMAN KERJA TERHADAP KOMPETENSI FASILITATOR FAMILY DEVELOPMENT SESSION (FDS) (Survey Terhadap Peserta Pelatihan FDS BBPPKS Regional II)

## PEMBIMBING I

NO.	WAKTU		TAHAP KEGIATAN YANG DIBICARAKAN	PARAF PEMBIMBING
	TGL.	PUKUL		
1.	23/ 15-17	10 <sup>00</sup>	Proposal	
2.	24/ 15-17	9 <sup>00</sup>	Proposal	
3.	2/ 16-17	10 <sup>00</sup>	Bab I	
4.	21/ 17-17	8 <sup>00</sup>	Bab I	
5.	7/ 8-17		Bab <u>II</u> + <u>III</u>	
6.	11/ 8-17		Bab <u>IV</u> + <u>V</u>	
7.	16/ 8-17		Bab <u>IV</u> + <u>V</u>	
8.	18/ 8-17		Bab I a.d <u>V</u>	

Melly Suziani, 2017

PENGARUH HASIL PELATIHAN, MOTIVASI BERPRESTASI DAN PENGALAMAN KERJA TERHADAP KOMPETENSI FASILITATOR FAMILY DEVELOPMENT SESSION (FDS) (Survey Terhadap Peserta Pelatihan FDS BBPPKS Regional II)

**Melly Suziani, 2017**

*PENGARUH HASIL PELATIHAN, MOTIVASI BERPRESTASI DAN PENGALAMAN KERJA TERHADAP KOMPETENSI FASILITATOR FAMILY DEVELOPMENT SESSION (FDS) (Survey Terhadap Peserta Pelatihan FDS BBPPKS Regional II)*


Universitas Pendidikan Indoenesia | [repository.upi.edu](http://repository.upi.edu) | [perpustakaan.upi.edu](http://perpustakaan.upi.edu)



## CATATAN PEMBIMBING I

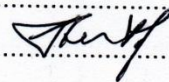
Proposal : Permasalahan penelitian diformulasikan

$\frac{23}{5}$  - 2017



Proposal : Permasalahan penelitian →  
lanjutan / langkah untuk BAB I

$\frac{29}{5}$  - 2017



Bab I → penyempurnaan

$\frac{2}{6}$  - 2017



Melly Suziani, 2017

PENGARUH HASIL PELATIHAN, MOTIVASI BERPRESTASI DAN PENGALAMAN KERJA TERHADAP KOMPETENSI FASILITATOR FAMILY DEVELOPMENT SESSION (FDS) (Survey Terhadap Peserta Pelatihan FDS BBPPKS Regional II)

**Melly Suziani, 2017**

*PENGARUH HASIL PELATIHAN, MOTIVASI BERPRESTASI DAN PENGALAMAN KERJA TERHADAP KOMPETENSI FASILITATOR FAMILY DEVELOPMENT SESSION (FDS) (Survey Terhadap Peserta Pelatihan FDS BBPPKS Regional II)*

Universitas Pendidikan Indonesia | [repository.upi.edu](http://repository.upi.edu) | [perpustakaan.upi.edu](http://perpustakaan.upi.edu)

## CATATAN PEMBIMBING I

Bab II → kembangan konsep yang  
dijadikan dasar penelitian  
Bab IV → difokuskan

*[Signature]*

Bab IV → daya stabilitas ada des-  
kripsinya  
~~Bab IV~~ → pembahasan dikembangkan  
Bab IV → intisari,









*[Signature]*

Bab IV + V : dilengkap →  
siap untuk ujian  
Tahap I

*[Signature]*



## PEMBIMBING II

NO.	WAKTU		TAHAP KEGIATAN YANG DIBICARAKAN	PARAF PEMBIMBING
	TGL.	PUKUL		
1.	26/ 5-17	13.00	Proposal	
2.	31/ 5-17	14.00	Proposal.	
3.	17 6-17	13.30	Bab I	
4.	24/ 6-17		Bab II	
5.	4/ 7-17		Bab II + kisi-kisi	
6.	20/ 7-17		Bab III + Instrumen	
7.	8/ 8-17		Bab IV	
8.	12/ 8-17		Abstrak & Kesimpulan.	

Melly Suziani, 2017

PENGARUH HASIL PELATIHAN, MOTIVASI BERPRESTASI DAN PENGALAMAN KERJA TERHADAP KOMPETENSI FASILITATOR FAMILY DEVELOPMENT SESSION (FDS) (Survey Terhadap Peserta Pelatihan FDS BBPPKS Regional II)



CATATAN PEMBIMBING II

Proposal

lg




Proposal

lg

Bab I - pendahuluan

lg

CATATAN PEMBIMBING II

<p>Instrumen, Bab I - III</p> 
<p>Bab IV</p> 
<p>Abstrak, kesimpulan</p> 

Melly Suziani, 2017

PENGARUH HASIL PELATIHAN, MOTIVASI BERPRESTASI DAN PENGALAMAN KERJA TERHADAP KOMPETENSI FASILITATOR FAMILY DEVELOPMENT SESSION (FDS) (Survey Terhadap Peserta Pelatihan FDS BBPPKS Regional II)

Lampiran 4 : Kisi-Kisi Penelitian

**KISI-KISI PENELITIAN**  
**PENGARUH HASIL PELATIHAN, MOTIVASI BERPRESTASI DAN**  
**PENGALAMAN KERJA TERHADAP KOMPETENSI FASILITATOR**  
***FAMILY DEVELOPMENT SESSION (FDS)***  
**(Survey Terhadap Peserta Pelatihan FDS BBPPKS Regional II)**

Variabel	Indikator	Sub Indikator	Sumber Data	Nomer Item
Hasil Pelatihan	Kognitif		Hasil Evaluasi Diklat FDS di BBPPKS Regional II Lembang	Soal Pre test post test
	Afektif			Evaluasi per sesi
	Psikomotor			Evaluasi PBL
Motivasi berprestasi (Mc Clelland)	1. Berani mengambil resiko yang moderat		Angket fasilitator FDS	1-7
	2. Mencari dan menggunakan informasi sebagai umpan balik yang konkrit didalam setiap kesempatan yang dilakukan,			8,9,10
	3. Memperhitungkan keberhasilan,			11-14
	4. Menyatu dengan tugas.			15-20
Pengalaman Kerja Foster (2001, hlm.43)	Masakerja	Lamanya kerja di lembaga	Angket fasilitator FDS	1,2
		Tingkat memahami tugas		3,4,5
		Tingkat pelaksanaan tugas		6,7
	Tingkat pengetahuan dan keterampilan	Mengetahui pelaksanaan tugas dan prosedur kerja		8,9,10,11
		Terampil dalam menjalankan tugas		12-15

Melly Suziani, 2017

*PENGARUH HASIL PELATIHAN, MOTIVASI BERPRESTASI DAN PENGALAMAN KERJA TERHADAP KOMPETENSI FASILITATOR FAMILY DEVELOPMENT SESSION (FDS) (Survey Terhadap Peserta Pelatihan FDS BBPPKS Regional II)*

Variabel	Indikator	Sub Indikator	Sumber Data	Nomer Item
	Penguasaan terhadap pekerjaan	Penguasaan dalam pekerjaan		16,17,18
		Penguasaan metode pendampingan		19,20
		Penguasaan penyelesaian masalah		
Kompetensi Fasilitator  Keputusan Menteri Tenaga Kerja Dan Transmigrasi Republik Indonesia Nomor 81 Tahun 2012 Tentang Penetapan Rancangan Standar Kompetensi Kerja Nasional Indonesia Sektor Jasa Masyarakatan Bidang Pemberdayaan Masyarakat Untuk Jabatan Fasilitator Pemberdayaan Masyarakat Menjadi Standar Kompetensi Kerja Nasional Indonesia	1. Merancang perubahan kehidupan masyarakat	Mengumpulkan dan menganalisis informasi	Angket fasilitator FDS	1,2
		Mengkomunikasikan informasi		3,4
		Bekerjasama dengan orang lain dan kelompok		5,6
		Memecahkan masalah		7,8
	2. Mengelola pembelajaran di dalam masyarakat	1. Mendeskripsikan tujuan pembelajaran		9,10
		2. Mengorganisasikan materi berdasarkan urutan kelompok		11,12
		3. Mengalokasikan waktu		13,14
		4. Menentukan metode pembelajaran		15,16
		5. Merancang prosedur pembelajaran		17,18
		6. Menentukan media pembelajaran		19,20
		7. Melaksanakan pembelajaran		21,22
		8. Menyimpulkan pembelajaran		23,24
	3. Mengembangkan kemandirian masyarakat	1. Menstimulasi dan mengeksplor pengetahuan dan potensi KSM		25,26
2. Memotivasi KSM untuk mampu melaksanakan pesan penting dalam kegiatan FDS			27,28	
3. Memfasilitasi proses kemandirian				

Melly Suziani, 2017

PENGARUH HASIL PELATIHAN, MOTIVASI BERPRESTASI DAN PENGALAMAN KERJA TERHADAP KOMPETENSI FASILITATOR FAMILY DEVELOPMENT SESSION (FDS) (Survey Terhadap Peserta Pelatihan FDS BBPPKS Regional II)



## Lampiran 5: Hasil Angket

### Data Hasil Evaluasi Pembelajaran Diklat *Family Development Session*

NO Res	PRE TEST	POST TEST	PERUBAHAN	POST TEST (30 %)	PBL ( 50 %)	SIKAP (20 %)	TOTAL NILAI
1	41	47	6	14.10	47.27	16.40	77.78
2	53	60	7	18.00	47.27	18.83	84.10
3	49	55	6	16.50	46.59	13.75	76.84
4	48	54	6	16.20	35.23	16.89	68.32
5	50	55	5	16.50	29.90	7.89	54.29
6	49	61	12	18.30	42.50	5.59	66.39
7	54	60	6	18.00	47.50	24.55	90.05
8	58	63	5	18.90	47.50	12.86	79.26
9	42	47	5	14.10	47.73	27.10	88.93
10	54	56	2	16.80	47.73	14.93	79.46
11	51	55	4	16.50	45.68	24.19	86.37
12	56	57	1	17.10	45.68	20.41	83.19
13	53	55	2	16.50	44.45	1.93	62.88
14	41	56	15	16.80	42.20	2.87	61.87
15	50	54	4	16.20	47.50	3.72	67.42
16	60	61	1	18.30	34.32	30.65	83.26
17	54	58	4	17.40	34.55	5.05	57.00

Melly Suziani, 2017

*PENGARUH HASIL PELATIHAN, MOTIVASI BERPRESTASI DAN PENGALAMAN KERJA TERHADAP KOMPETENSI FASILITATOR FAMILY DEVELOPMENT SESSION (FDS) (Survey Terhadap Peserta Pelatihan FDS BBPPKS Regional II)*

18	50	58	8	17.40	47.50	7.06	71.96
19	63	59	-4	17.70	47.73	13.45	78.88
20	44	62	18	18.60	45.73	2.85	67.18
21	58	58	0	17.40	45.45	12.76	75.62
22	34	42	8	12.60	47.05	7.40	67.04
23	54	63	9	18.90	47.73	3.09	69.72
24	55	62	7	18.60	46.59	3.52	68.71
25	44	60	16	18.00	47.05	10.83	75.87
26	45	61	16	18.30	32.58	4.96	55.84
27	60	61	1	18.30	45.68	4.81	68.79
28	33	58	25	17.40	47.27	8.40	73.07
29	51	56	5	16.80	48.64	17.11	82.55
30	53	60	7	18.00	45.45	17.74	81.20

**Melly Suziani, 2017**

*PENGARUH HASIL PELATIHAN, MOTIVASI BERPRESTASI DAN PENGALAMAN KERJA TERHADAP KOMPETENSI FASILITATOR FAMILY DEVELOPMENT SESSION (FDS) (Survey Terhadap Peserta Pelatihan FDS BBPPKS Regional II)*

**Data Hasil Pengumpulan Angket Variabel Motivasi Berprestasi (X2)**

Res	Skor item																				
	1	2	3	4	5	6	7	8	9	10	11	12	13	14	15	16	17	18	19	20	
1	4	1	4	4	3	4	4	4	4	2	4	3	4	4	3	4	4	4	3	2	69
2	5	2	4	5	3	5	5	4	4	3	5	3	4	5	3	5	5	4	3	3	80
3	4	4	5	5	3	4	5	5	5	4	4	3	5	5	3	5	4	5	3	4	85
4	5	2	5	4	2	5	4	4	5	2	5	2	5	4	2	4	5	4	2	2	73
5	4	2	4	4	4	4	4	4	4	5	4	4	4	4	4	4	4	4	4	5	80
6	5	2	4	5	4	5	5	4	4	2	5	4	4	5	4	5	5	4	4	2	82
7	5	3	5	5	4	5	5	4	5	4	5	4	5	5	4	5	5	4	4	4	90
8	4	2	4	3	4	4	3	4	4	5	4	4	4	3	4	3	4	4	4	5	76
9	4	3	4	5	4	4	5	5	4	3	4	4	4	5	4	5	4	5	4	3	83
10	5	3	5	5	5	5	5	4	5	5	5	5	5	5	5	5	5	4	5	5	96
11	4	2	4	4	3	4	4	4	4	3	4	3	4	4	3	4	4	4	3	3	72
12	5	3	5	5	4	5	5	5	5	5	5	4	5	5	4	5	5	5	4	5	94
13	5	2	4	4	5	5	4	5	4	5	5	5	4	4	5	4	5	5	5	5	90
14	5	2	5	5	4	5	5	4	5	4	5	4	5	5	4	5	5	4	4	4	89
15	5	1	4	4	4	5	4	4	4	2	5	4	4	4	4	4	5	4	4	2	77
16	5	2	5	4	2	5	4	5	5	2	5	2	5	4	2	4	5	5	2	2	75
17	4	2	4	5	3	4	5	3	4	5	4	3	4	5	3	5	4	3	3	5	78
18	4	3	4	4	3	4	4	4	4	3	4	3	4	4	3	4	4	4	3	3	73

**Melly Suziani, 2017**

*PENGARUH HASIL PELATIHAN, MOTIVASI BERPRESTASI DAN PENGALAMAN KERJA TERHADAP KOMPETENSI FASILITATOR FAMILY DEVELOPMENT SESSION (FDS) (Survey Terhadap Peserta Pelatihan FDS BBPPKS Regional II)*

19	5	4	5	4	5	5	4	5	5	4	5	5	5	4	5	4	5	5	5	4	93
20	4	2	4	4	2	4	4	4	4	5	4	2	4	4	2	4	4	4	2	5	72
21	5	2	5	5	5	5	5	5	5	5	5	5	5	5	5	5	5	5	5	5	97
22	4	2	5	4	4	4	4	5	5	5	4	4	5	4	4	4	4	5	4	5	85
23	5	3	4	5	2	5	5	4	4	2	5	2	4	5	2	5	5	4	2	2	75
24	5	5	5	5	5	5	5	4	5	4	5	5	5	5	5	5	5	4	5	4	96
25	5	2	5	5	5	5	5	4	5	5	5	5	5	5	5	5	5	4	5	5	95
26	4	2	4	5	1	4	5	5	4	5	4	1	4	5	1	5	4	5	1	5	74
27	5	2	4	5	2	5	5	5	4	5	5	2	4	5	2	5	5	5	2	5	82
28	5	1	5	5	5	5	5	5	5	3	5	5	5	5	5	5	5	5	5	3	92
29	5	4	5	5	5	5	5	5	5	5	5	5	5	5	5	5	5	5	5	5	99
30	5	4	5	5	5	5	5	5	5	4	5	5	5	5	5	5	5	5	5	4	97
<b>Σx1</b>	139	74	135	137	110	139	137	132	135	116	139	110	135	137	110	137	139	132	110	116	2519

**Melly Suziani, 2017**

*PENGARUH HASIL PELATIHAN, MOTIVASI BERPRESTASI DAN PENGALAMAN KERJA TERHADAP KOMPETENSI FASILITATOR FAMILY DEVELOPMENT SESSION (FDS) (Survey Terhadap Peserta Pelatihan FDS BBPPKS Regional II)*



**Data Hasil Pengumpulan Angket Variabel Pengalaman Kerja  
(X3)**

Res	Skor item																				Jml		
	1	2	3	4	5	6	7	8	9	10	11	12	13	14	15	16	17	18	19	20		21	22
1	4	2	4	5	3	4	4	5	4	3	4	4	4	2	4	5	4	4	4	5	4	3	85
2	5	2	4	4	5	4	2	4	5	5	4	4	5	2	4	4	4	4	2	4	5	5	87
3	4	2	3	2	5	4	4	4	4	5	4	4	4	2	3	2	4	4	4	4	4	5	81
4	2	2	2	4	4	2	4	4	4	4	4	4	2	2	2	4	4	2	4	4	4	4	72
5	4	1	2	2	2	2	2	4	4	2	5	2	4	1	2	2	2	2	2	4	4	2	57
6	2	1	2	2	4	4	2	2	4	4	4	5	2	1	2	2	5	4	2	2	4	4	64
7	5	2	5	4	5	4	4	4	5	5	4	4	5	2	5	4	4	4	4	4	5	5	93
8	4	2	4	4	4	4	4	4	5	4	4	4	4	2	4	4	4	4	4	4	5	4	86
9	5	2	5	5	4	4	4	4	5	4	5	4	5	2	5	5	4	4	4	4	5	4	93
10	4	2	4	4	4	5	4	4	4	4	4	4	4	2	4	4	4	5	4	4	4	4	86
11	5	2	4	4	4	5	4	2	5	4	5	5	5	2	4	4	5	5	4	2	5	4	89
12	5	2	5	4	4	4	4	4	4	4	2	5	5	2	5	4	5	4	4	4	4	4	88

**Melly Suziani, 2017**

*PENGARUH HASIL PELATIHAN, MOTIVASI BERPRESTASI DAN PENGALAMAN KERJA TERHADAP KOMPETENSI FASILITATOR FAMILY DEVELOPMENT SESSION (FDS) (Survey Terhadap Peserta Pelatihan FDS BBPPKS Regional II)*

13	3	1	4	2	4	4	2	2	4	4	4	4	3	1	4	2	4	4	2	2	4	4	68
14	2	2	4	4	4	4	3	2	2	4	2	2	2	2	4	4	2	4	3	2	2	4	64
15	4	1	4	2	4	4	4	2	4	4	4	4	4	1	4	2	4	4	4	2	4	4	74
16	5	2	4	5	4	5	4	2	4	4	5	4	5	2	4	5	4	5	4	2	4	4	87
17	4	1	4	2	2	2	4	4	4	2	2	2	4	1	4	2	2	2	4	4	4	2	62
18	4	2	4	4	4	4	4	2	4	4	2	4	4	2	4	4	4	4	4	2	4	4	78
19	4	2	4	5	4	4	4	4	4	4	4	4	4	2	4	5	4	4	4	4	4	4	86
20	5	1	2	2	4	2	4	5	2	4	4	4	5	1	2	2	4	2	4	5	2	4	70
21	5	2	4	4	4	4	4	4	4	4	4	2	5	2	4	4	2	4	4	4	4	4	82
22	1	2	1	4	4	2	1	5	5	4	5	4	1	2	1	4	4	2	1	5	5	4	67
23	1	2	4	4	4	4	4	2	4	4	4	4	1	2	4	4	4	4	4	2	4	4	74
24	4	1	4	4	4	4	4	3	4	4	3	3	4	1	4	4	3	4	4	3	4	4	77
25	4	2	4	4	4	2	4	4	4	4	4	5	4	2	4	4	5	2	4	4	4	4	82
26	4	1	2	4	2	4	2	5	1	2	2	2	4	1	2	4	2	4	2	5	1	2	58
27	4	2	4	2	4	4	2	4	4	4	4	3	4	2	4	2	3	4	2	4	4	4	74
28	4	2	4	2	4	4	4	4	4	4	5	3	4	2	4	2	3	4	4	4	4	4	79
29	4	2	4	4	4	4	5	4	5	4	4	4	4	2	4	4	4	4	5	4	5	4	88
30	4	1	1	5	4	4	5	5	4	4	5	5	4	1	1	5	5	4	5	5	4	4	85
Σx1	115	51	106	107	116	111	106	108	120	116	116	112	115	51	106	107	112	111	106	108	120	116	2336

**Data Hasil Pengumpulan Angket Variabel Kompetensi Fasilitator (Y)**

Res	Skor item																														JML	
	1	2	3	4	5	6	7	8	9	10	11	12	13	14	15	16	17	18	19	20	21	22	23	24	25	26	27	28	29	30		
1	4	4	2	4	4	2	4	2	4	4	4	4	4	4	4	4	4	2	4	4	2	4	2	4	4	4	4	4	4	4	4	108

**Melly Suziani, 2017**

*PENGARUH HASIL PELATIHAN, MOTIVASI BERPRESTASI DAN PENGALAMAN KERJA TERHADAP KOMPETENSI FASILITATOR FAMILY DEVELOPMENT SESSION (FDS) (Survey Terhadap Peserta Pelatihan FDS BBPPKS Regional II)*

2	5	5	2	4	4	3	5	3	4	3	4	4	4	4	4	5	5	2	4	4	3	5	3	4	3	4	4	4	4	4	116
3	4	4	2	5	4	3	4	3	4	3	4	4	4	4	4	4	4	2	5	4	3	4	3	4	3	4	4	4	4	4	112
4	5	2	2	4	2	2	4	2	4	4	2	2	2	4	4	5	2	2	4	2	2	4	2	4	4	2	2	2	4	4	90
5	4	4	1	4	2	2	4	2	2	2	3	3	3	4	4	4	4	1	4	2	2	4	2	2	2	3	3	3	4	4	88
6	5	2	1	4	4	1	4	2	5	5	4	4	4	4	4	5	2	1	4	4	1	4	2	5	5	4	2	4	4	4	104
7	5	5	2	4	4	2	5	2	4	4	4	4	4	4	4	5	5	2	4	4	2	5	2	4	4	4	4	4	4	4	114
8	4	4	2	4	4	2	5	2	4	4	4	4	4	4	5	4	4	2	4	4	2	5	2	4	4	4	4	4	4	5	112
9	4	5	2	5	4	2	5	2	4	4	4	4	4	4	5	4	5	2	5	4	2	5	2	4	4	4	4	4	4	5	116
10	5	4	2	4	5	4	5	2	4	4	4	4	4	4	5	5	4	2	4	5	4	5	2	4	4	4	4	4	4	5	120
11	4	5	2	4	5	3	4	3	5	4	4	4	4	4	5	4	5	2	4	5	3	4	3	5	4	4	4	4	4	5	120
12	5	5	2	5	4	3	5	3	5	5	4	4	4	5	4	5	5	2	5	4	3	5	3	5	5	4	4	4	5	4	126
13	5	3	1	5	4	2	4	2	4	5	4	4	4	4	2	5	3	1	5	4	2	4	2	4	5	4	4	4	4	2	106
14	5	2	2	4	4	3	5	3	2	4	4	4	4	4	2	5	2	2	4	4	3	5	3	2	4	4	4	4	4	2	104
15	5	4	1	4	4	3	5	3	4	4	4	4	4	4	3	5	4	1	4	4	3	5	3	4	4	4	4	4	4	3	112
16	5	5	2	5	5	5	5	3	4	4	4	4	4	4	4	5	5	2	5	5	5	5	3	4	4	4	4	4	4	4	126
17	4	4	1	3	2	1	4	1	2	4	4	4	4	4	4	4	4	1	3	2	1	4	1	2	4	4	4	4	4	4	92
18	4	4	2	4	4	2	4	2	4	5	4	5	4	5	4	4	4	2	4	4	2	4	2	4	5	4	4	5	5	4	114
19	5	4	2	5	4	3	5	3	4	5	5	5	5	5	5	5	4	2	5	4	3	5	3	4	5	5	5	5	5	5	130
20	4	5	1	4	2	3	5	2	4	4	5	5	5	5	5	4	5	1	4	2	3	5	2	4	4	5	5	5	5	5	118
21	5	5	2	5	4	3	5	3	2	4	5	5	5	5	5	5	5	2	5	4	3	5	3	2	4	5	5	5	5	5	126
22	4	1	2	5	2	3	4	3	4	3	4	4	4	3	2	4	1	2	5	2	3	4	3	4	3	4	4	4	3	2	96
23	5	1	2	4	4	2	4	2	4	4	4	4	4	5	4	5	1	2	4	4	2	4	2	4	4	4	4	4	5	4	106
24	5	4	1	4	4	3	5	3	3	4	5	5	5	4	4	5	4	1	4	4	3	5	3	3	4	5	5	5	4	4	118
25	5	4	2	4	2	4	5	4	5	4	5	5	5	4	4	5	4	2	4	2	4	5	4	5	4	5	5	5	4	4	124
26	4	4	1	5	4	2	5	2	2	4	4	4	4	4	4	4	4	1	5	4	2	5	2	2	4	4	4	4	4	4	106
27	5	4	2	5	4	2	5	2	3	4	4	4	4	4	4	5	4	2	5	4	2	5	2	3	4	4	4	4	4	4	112
28	5	4	2	5	4	1	5	1	3	4	4	4	4	4	5	5	4	2	5	4	1	5	1	3	4	4	4	4	4	5	110
29	5	4	2	5	4	2	5	2	4	4	5	5	4	5	4	5	4	2	5	4	2	5	2	4	4	5	5	5	5	4	121
30	5	4	1	5	4	2	4	2	5	4	4	4	4	4	4	5	4	1	5	4	2	4	2	5	4	4	4	4	4	4	112
Σx1	139	115	51	132	111	75	138	71	112	120	123	124	122	126	121	139	115	51	132	111	75	138	71	112	120	123	121	124	126	121	###

**Melly Suziani, 2017**

*PENGARUH HASIL PELATIHAN, MOTIVASI BERPRESTASI DAN PENGALAMAN KERJA TERHADAP KOMPETENSI FASILITATOR FAMILY DEVELOPMENT SESSION (FDS) (Survey Terhadap Peserta Pelatihan FDS BBPPKS Regional II)*

Universitas Pendidikan Indonesia | [repository.upi.edu](http://repository.upi.edu) | [perpustakaan.upi.edu](http://perpustakaan.upi.edu)



**Succesive Interval Variabel Motivasi Berprestasi (X2)**

1	2	3	4	5	6	7	8	9	10	11	12	13	14	15	16	17	18	19	20	
1.0 0	1.0 0	1.0 0	2.3 8	2.7 0	1.0 0	2.3 8	2.6 3	1.0 0	1.0 0	1.0 0	2.7 0	1.0 0	2.3 8	2.7 0	2.3 8	1.0 0	2.6 3	2.7 0	1.0 0	35.54
2.6 2	2.3 8	1.0 0	3.8 7	2.7 0	2.6 2	3.8 7	2.6 3	1.0 0	1.8 2	2.6 2	2.7 0	1.0 0	3.8 7	2.7 0	3.8 7	2.6 2	2.6 3	2.7 0	1.8 2	51.03
1.0 0	4.0 7	2.6 0	3.8 7	2.7 0	1.0 0	3.8 7	4.1 3	2.6 0	2.3 2	1.0 0	2.7 0	2.6 0	3.8 7	2.7 0	3.8 7	1.0 0	4.1 3	2.7 0	2.3 2	55.02
2.6 2	2.3 8	2.6 0	2.3 8	1.9 9	2.6 2	2.3 8	2.6 3	2.6 0	1.0 0	2.6 2	1.9 9	2.6 0	2.3 8	1.9 9	2.3 8	2.6 2	2.6 3	1.9 9	1.0 0	45.38
1.0 0	2.3 8	1.0 0	2.3 8	3.3 6	1.0 0	2.3 8	2.6 3	1.0 0	3.3 1	1.0 0	3.3 6	1.0 0	2.3 8	3.3 6	2.3 8	1.0 0	2.6 3	3.3 6	3.3 1	44.18
2.6 2	2.3 8	1.0 0	3.8 7	3.3 6	2.6 2	3.8 7	2.6 3	1.0 0	1.0 0	2.6 2	3.3 6	1.0 0	3.8 7	3.3 6	3.8 7	2.6 2	2.6 3	3.3 6	1.0 0	52.03
2.6 2	3.3 9	2.6 0	3.8 7	3.3 6	2.6 2	3.8 7	2.6 3	2.6 0	2.3 2	2.6 2	3.3 6	2.6 0	3.8 7	3.3 6	3.8 7	2.6 2	2.6 3	3.3 6	2.3 2	60.45
1.0 0	2.3 8	1.0 0	1.0 0	3.3 6	1.0 0	1.0 0	2.6 3	1.0 0	3.3 1	1.0 0	3.3 6	1.0 0	1.0 0	3.3 6	1.0 0	1.0 0	2.6 3	3.3 6	3.3 1	38.67
1.0 0	3.3 9	1.0 0	3.8 7	3.3 6	1.0 0	3.8 7	4.1 3	1.0 0	1.8 2	1.0 0	3.3 6	1.0 0	3.8 7	3.3 6	3.8 7	1.0 0	4.1 3	3.3 6	1.8 2	51.21
2.6 2	3.3 9	2.6 0	3.8 7	4.3 9	2.6 2	3.8 7	2.6 3	2.6 0	3.3 1	2.6 2	4.3 9	2.6 0	3.8 7	4.3 9	3.8 7	2.6 2	2.6 3	4.3 9	3.3 1	66.56
1.0 0	2.3 8	1.0 0	2.3 8	2.7 0	1.0 0	2.3 8	2.6 3	1.0 0	1.8 2	1.0 0	2.7 0	1.0 0	2.3 8	2.7 0	2.3 8	1.0 0	2.6 3	2.7 0	1.8 2	38.56
2.6 2	3.3 9	2.6 0	3.8 7	3.3 6	2.6 2	3.8 7	4.1 3	2.6 0	3.3 1	2.6 2	3.3 6	2.6 0	3.8 7	3.3 6	3.8 7	2.6 2	4.1 3	3.3 6	3.3 1	65.45
2.6 2	2.3 8	1.0 0	2.3 8	4.3 9	2.6 2	2.3 8	4.1 3	1.0 0	3.3 1	2.6 2	4.3 9	1.0 0	2.3 8	4.3 9	2.3 8	2.6 2	4.1 3	4.3 9	3.3 1	57.79
2.6 2	2.3 8	2.6 0	3.8 7	3.3 6	2.6 2	3.8 7	2.6 3	2.6 0	2.3 2	2.6 2	3.3 6	2.6 0	3.8 7	3.3 6	3.8 7	2.6 2	2.6 3	3.3 6	2.3 2	59.44
2.6 2	1.0 0	1.0 0	2.3 8	3.3 6	2.6 2	2.3 8	2.6 3	1.0 0	1.0 0	2.6 2	3.3 6	1.0 0	2.3 8	3.3 6	2.3 8	2.6 2	2.6 3	3.3 6	1.0 0	44.67
2.6 2	2.3 8	2.6 0	2.3 8	1.9 9	2.6 2	2.3 8	4.1 3	2.6 0	1.0 0	2.6 2	1.9 9	2.6 0	2.3 8	1.9 9	2.3 8	2.6 2	4.1 3	1.9 9	1.0 0	48.39
1.0 0	2.3 8	1.0 0	3.8 7	2.7 0	1.0 0	3.8 7	1.0 0	1.0 0	3.3 1	1.0 0	2.7 0	1.0 0	3.8 7	2.7 0	3.8 7	1.0 0	1.0 0	2.7 0	3.3 1	44.26
1.0 0	3.3 9	1.0 0	2.3 8	2.7 0	1.0 0	2.3 8	2.6 3	1.0 0	1.8 2	1.0 0	2.7 0	1.0 0	2.3 8	2.7 0	2.3 8	1.0 0	2.6 3	2.7 0	1.8 2	39.57

Melly Suziani, 2017

PENGARUH HASIL PELATIHAN, MOTIVASI BERPRESTASI DAN PENGALAMAN KERJA TERHADAP KOMPETENSI FASILITATOR FAMILY DEVELOPMENT SESSION (FDS) (Survey Terhadap Peserta Pelatihan FDS BBPPKS Regional II)

2.6 2	4.0 7	2.6 0	2.3 8	4.3 9	2.6 2	2.3 8	4.1 3	2.6 0	2.3 2	2.6 2	4.3 9	2.6 0	2.3 8	4.3 9	2.3 8	2.6 2	4.1 3	4.3 9	2.3 2	62.29
1.0 0	2.3 8	1.0 0	2.3 8	1.9 9	1.0 0	2.3 8	2.6 3	1.0 0	3.3 1	1.0 0	1.9 9	1.0 0	2.3 8	1.9 9	2.3 8	1.0 0	2.6 3	1.9 9	3.3 1	38.72
2.6 2	2.3 8	2.6 0	3.8 7	4.3 9	2.6 2	3.8 7	4.1 3	2.6 0	3.3 1	2.6 2	4.3 9	2.6 0	3.8 7	4.3 9	3.8 7	2.6 2	4.1 3	4.3 9	3.3 1	68.56
1.0 0	2.3 8	2.6 0	2.3 8	3.3 6	1.0 0	2.3 8	4.1 3	2.6 0	3.3 1	1.0 0	3.3 6	2.6 0	2.3 8	3.3 6	2.3 8	1.0 0	4.1 3	3.3 6	3.3 1	51.98
2.6 2	3.3 9	1.0 0	3.8 7	1.9 9	2.6 2	3.8 7	2.6 3	1.0 0	1.0 0	2.6 2	1.9 9	1.0 0	3.8 7	1.9 9	3.8 7	2.6 2	2.6 3	1.9 9	1.0 0	47.58
2.6 2	4.9 8	2.6 0	3.8 7	4.3 9	2.6 2	3.8 7	2.6 3	2.6 0	2.3 2	2.6 2	4.3 9	2.6 0	3.8 7	4.3 9	3.8 7	2.6 2	2.6 3	4.3 9	2.3 2	66.17
2.6 2	2.3 8	2.6 0	3.8 7	4.3 9	2.6 2	3.8 7	2.6 3	2.6 0	3.3 1	2.6 2	4.3 9	2.6 0	3.8 7	4.3 9	3.8 7	2.6 2	2.6 3	4.3 9	3.3 1	65.55
1.0 0	2.3 8	1.0 0	3.8 7	1.0 0	1.0 0	3.8 7	4.1 3	1.0 0	3.3 1	1.0 0	1.0 0	1.0 0	3.8 7	1.0 0	3.8 7	1.0 0	4.1 3	1.0 0	3.3 1	43.75
2.6 2	2.3 8	1.0 0	3.8 7	1.9 9	2.6 2	3.8 7	4.1 3	1.0 0	3.3 1	2.6 2	1.9 9	1.0 0	3.8 7	1.9 9	3.8 7	2.6 2	4.1 3	1.9 9	3.3 1	54.20
2.6 2	1.0 0	2.6 0	3.8 7	4.3 9	2.6 2	3.8 7	4.1 3	2.6 0	1.8 2	2.6 2	4.3 9	2.6 0	3.8 7	4.3 9	3.8 7	2.6 2	4.1 3	4.3 9	1.8 2	64.21
2.6 2	4.0 7	2.6 0	3.8 7	4.3 9	2.6 2	3.8 7	4.1 3	2.6 0	3.3 1	2.6 2	4.3 9	2.6 0	3.8 7	4.3 9	3.8 7	2.6 2	4.1 3	4.3 9	3.3 1	70.26
2.6 2	4.0 7	2.6 0	3.8 7	4.3 9	2.6 2	3.8 7	4.1 3	2.6 0	2.3 2	2.6 2	4.3 9	2.6 0	3.8 7	4.3 9	3.8 7	2.6 2	4.1 3	4.3 9	2.3 2	68.27
																				1,599.7 4

Melly Suziani, 2017

PENGARUH HASIL PELATIHAN, MOTIVASI BERPRESTASI DAN PENGALAMAN KERJA TERHADAP KOMPETENSI FASILITATOR FAMILY DEVELOPMENT SESSION (FDS) (Survey Terhadap Peserta Pelatihan FDS BBPPKS Regional II)

**Successive Interval Variabel Pengalaman Kerja (X3)**

1	2	3	4	5	6	7	8	9	10	11	12	13	14	15	16	17	18	19	20	21	22	JML
2.85	2.66	3.18	3.66	1.56	2.55	3.53	3.73	3.03	1.56	2.45	2.64	2.85	2.66	3.18	3.66	2.64	2.55	3.53	3.73	3.03	1.56	62.78
4.17	2.66	3.18	2.34	4.51	2.55	2.07	2.42	4.54	4.51	2.45	2.64	4.17	2.66	3.18	2.34	2.64	2.55	2.07	2.42	4.54	4.51	69.10
2.85	2.66	2.26	1.00	4.51	2.55	3.53	2.42	3.03	4.51	2.45	2.64	2.85	2.66	2.26	1.00	2.64	2.55	3.53	2.42	3.03	4.51	61.84
1.73	2.66	1.88	2.34	2.81	1.00	3.53	2.42	3.03	2.81	2.45	2.64	1.73	2.66	1.88	2.34	2.64	1.00	3.53	2.42	3.03	2.81	53.32
2.85	1.00	1.88	1.00	1.00	1.00	2.07	2.42	3.03	1.00	3.81	1.00	2.85	1.00	1.88	1.00	1.00	1.00	2.07	2.42	3.03	1.00	39.29
1.73	1.00	1.88	1.00	2.81	2.55	2.07	1.00	3.03	2.81	2.45	4.00	1.73	1.00	1.88	1.00	4.00	2.55	2.07	1.00	3.03	2.81	47.39
4.17	2.66	4.69	2.34	4.51	2.55	3.53	2.42	4.54	4.51	2.45	2.64	4.17	2.66	4.69	2.34	2.64	2.55	3.53	2.42	4.54	4.51	75.05
2.85	2.66	3.18	2.34	2.81	2.55	3.53	2.42	4.54	2.81	2.45	2.64	2.85	2.66	3.18	2.34	2.64	2.55	3.53	2.42	4.54	2.81	64.26
4.17	2.66	4.69	3.66	2.81	2.55	3.53	2.42	4.54	2.81	3.81	2.64	4.17	2.66	4.69	3.66	2.64	2.55	3.53	2.42	4.54	2.81	73.93
2.85	2.66	3.18	2.34	2.81	4.15	3.53	2.42	3.03	2.81	2.45	2.64	2.85	2.66	3.18	2.34	2.64	4.15	3.53	2.42	3.03	2.81	64.46
4.17	2.66	3.18	2.34	2.81	4.15	3.53	1.00	4.54	2.81	3.81	4.00	4.17	2.66	3.18	2.34	4.00	4.15	3.53	1.00	4.54	2.81	71.37
4.17	2.66	4.69	2.34	2.81	2.55	3.53	2.42	3.03	2.81	1.00	4.00	4.17	2.66	4.69	2.34	4.00	2.55	3.53	2.42	3.03	2.81	68.19
2.04	1.00	3.18	1.00	2.81	2.55	2.07	1.00	3.03	2.81	2.45	2.64	2.04	1.00	3.18	1.00	2.64	2.55	2.07	1.00	3.03	2.81	47.88
1.73	2.66	3.18	2.34	2.81	2.55	2.55	1.00	1.71	2.81	1.00	1.00	1.73	2.66	3.18	2.34	1.00	2.55	2.55	1.00	1.71	2.81	46.87
2.85	1.00	3.18	1.00	2.81	2.55	3.53	1.00	3.03	2.81	2.45	2.64	2.85	1.00	3.18	1.00	2.64	2.55	3.53	1.00	3.03	2.81	52.42
4.17	2.66	3.18	3.66	2.81	4.15	3.53	1.00	3.03	2.81	3.81	2.64	4.17	2.66	3.18	3.66	2.64	4.15	3.53	1.00	3.03	2.81	68.26
2.85	1.00	3.18	1.00	1.00	1.00	3.53	2.42	3.03	1.00	1.00	1.00	2.85	1.00	3.18	1.00	1.00	1.00	3.53	2.42	3.03	1.00	42.00
2.85	2.66	3.18	2.34	2.81	2.55	3.53	1.00	3.03	2.81	1.00	2.64	2.85	2.66	3.18	2.34	2.64	2.55	3.53	1.00	3.03	2.81	56.96
2.85	2.66	3.18	3.66	2.81	2.55	3.53	2.42	3.03	2.81	2.45	2.64	2.85	2.66	3.18	3.66	2.64	2.55	3.53	2.42	3.03	2.81	63.88
4.17	1.00	1.88	1.00	2.81	1.00	3.53	3.73	1.71	2.81	2.45	2.64	4.17	1.00	1.88	1.00	2.64	1.00	3.53	3.73	1.71	2.81	52.18

Melly Suziani, 2017

*PENGARUH HASIL PELATIHAN, MOTIVASI BERPRESTASI DAN PENGALAMAN KERJA TERHADAP KOMPETENSI FASILITATOR FAMILY DEVELOPMENT SESSION (FDS) (Survey Terhadap Peserta Pelatihan FDS BBPPKS Regional II)*

4.17	2.66	3.18	2.34	2.81	2.55	3.53	2.42	3.03	2.81	2.45	1.00	4.17	2.66	3.18	2.34	1.00	2.55	3.53	2.42	3.03	2.81	60.62
1.00	2.66	1.00	2.34	2.81	1.00	1.00	3.73	4.54	2.81	3.81	2.64	1.00	2.66	1.00	2.34	2.64	1.00	1.00	3.73	4.54	2.81	52.04
1.00	2.66	3.18	2.34	2.81	2.55	3.53	1.00	3.03	2.81	2.45	2.64	1.00	2.66	3.18	2.34	2.64	2.55	3.53	1.00	3.03	2.81	54.72
2.85	1.00	3.18	2.34	2.81	2.55	3.53	1.66	3.03	2.81	1.60	1.71	2.85	1.00	3.18	2.34	1.71	2.55	3.53	1.66	3.03	2.81	53.71
2.85	2.66	3.18	2.34	2.81	1.00	3.53	2.42	3.03	2.81	2.45	4.00	2.85	2.66	3.18	2.34	4.00	1.00	3.53	2.42	3.03	2.81	60.87
2.85	1.00	1.88	2.34	1.00	2.55	2.07	3.73	1.00	1.00	1.00	1.00	2.85	1.00	1.88	2.34	1.00	2.55	2.07	3.73	1.00	1.00	40.84
2.85	2.66	3.18	1.00	2.81	2.55	2.07	2.42	3.03	2.81	2.45	1.71	2.85	2.66	3.18	1.00	1.71	2.55	2.07	2.42	3.03	2.81	53.79
2.85	2.66	3.18	1.00	2.81	2.55	3.53	2.42	3.03	2.81	3.81	1.71	2.85	2.66	3.18	1.00	1.71	2.55	3.53	2.42	3.03	2.81	58.07
2.85	2.66	3.18	2.34	2.81	2.55	5.17	2.42	4.54	2.81	2.45	2.64	2.85	2.66	3.18	2.34	2.64	2.55	5.17	2.42	4.54	2.81	67.55
2.85	1.00	1.00	3.66	2.81	2.55	5.17	3.73	3.03	2.81	3.81	4.00	2.85	1.00	1.00	3.66	4.00	2.55	5.17	3.73	3.03	2.81	66.20
																						1,749.85

**Successive Interval Variabel Kompetensi Fasilitator (Y)**

1	2	3	4	5	6	7	8	9	10	11	12	13	14	15	16
1.00	2.85	2.66	2.63	2.55	2.24	1.00	2.46	2.64	3.18	3.02	2.97	3.07	2.91	2.57	1.00
2.62	4.17	2.66	2.63	2.55	3.36	2.61	3.79	2.64	1.82	3.02	2.97	3.07	2.91	2.57	2.62
1.00	2.85	2.66	4.13	2.55	3.36	1.00	3.79	2.64	1.82	3.02	2.97	3.07	2.91	2.57	1.00
2.62	1.73	2.66	2.63	1.00	2.24	1.00	2.46	2.64	3.18	1.00	1.00	1.00	2.91	2.57	2.62
1.00	2.85	1.00	2.63	1.00	2.24	1.00	2.46	1.00	1.00	1.57	1.57	1.57	2.91	2.57	1.00
2.62	1.73	1.00	2.63	2.55	1.00	1.00	2.46	4.00	4.73	3.02	2.97	3.07	2.91	2.57	2.62
2.62	4.17	2.66	2.63	2.55	2.24	2.61	2.46	2.64	3.18	3.02	2.97	3.07	2.91	2.57	2.62
1.00	2.85	2.66	2.63	2.55	2.24	2.61	2.46	2.64	3.18	3.02	2.97	3.07	2.91	3.99	1.00
1.00	4.17	2.66	4.13	2.55	2.24	2.61	2.46	2.64	3.18	3.02	2.97	3.07	2.91	3.99	1.00
2.62	2.85	2.66	2.63	4.15	4.27	2.61	2.46	2.64	3.18	3.02	2.97	3.07	2.91	3.99	2.62
1.00	4.17	2.66	2.63	4.15	3.36	1.00	3.79	4.00	3.18	3.02	2.97	3.07	2.91	3.99	1.00
2.62	4.17	2.66	4.13	2.55	3.36	2.61	3.79	4.00	4.73	3.02	2.97	3.07	4.54	2.57	2.62
2.62	2.04	1.00	4.13	2.55	2.24	1.00	2.46	2.64	4.73	3.02	2.97	3.07	2.91	1.00	2.62
2.62	1.73	2.66	2.63	2.55	3.36	2.61	3.79	1.00	3.18	3.02	2.97	3.07	2.91	1.00	2.62
2.62	2.85	1.00	2.63	2.55	3.36	2.61	3.79	2.64	3.18	3.02	2.97	3.07	2.91	1.56	2.62

Melly Suziani, 2017

PENGARUH HASIL PELATIHAN, MOTIVASI BERPRESTASI DAN PENGALAMAN KERJA TERHADAP KOMPETENSI FASILITATOR FAMILY DEVELOPMENT SESSION (FDS) (Survey Terhadap Peserta Pelatihan FDS BBPPKS Regional II)

2.62	4.17	2.66	4.13	4.15	4.98	2.61	3.79	2.64	3.18	3.02	2.97	3.07	2.91	2.57	2.62
1.00	2.85	1.00	1.00	1.00	1.00	1.00	1.00	1.00	3.18	3.02	2.97	3.07	2.91	2.57	1.00
1.00	2.85	2.66	2.63	2.55	2.24	1.00	2.46	2.64	4.73	3.02	4.54	3.07	4.54	2.57	1.00
2.62	2.85	2.66	4.13	2.55	3.36	2.61	3.79	2.64	4.73	4.63	4.54	4.73	4.54	3.99	2.62
1.00	4.17	1.00	2.63	1.00	3.36	2.61	2.46	2.64	3.18	4.63	4.54	4.73	4.54	3.99	1.00
2.62	4.17	2.66	4.13	2.55	3.36	2.61	3.79	1.00	3.18	4.63	4.54	4.73	4.54	3.99	2.62
1.00	1.00	2.66	4.13	1.00	3.36	1.00	3.79	2.64	1.82	3.02	2.97	3.07	1.00	1.00	1.00
2.62	1.00	2.66	2.63	2.55	2.24	1.00	2.46	2.64	3.18	3.02	2.97	3.07	4.54	2.57	2.62
2.62	2.85	1.00	2.63	2.55	3.36	2.61	3.79	1.71	3.18	4.63	4.54	4.73	2.91	2.57	2.62
2.62	2.85	2.66	2.63	1.00	4.27	2.61	5.17	4.00	3.18	4.63	4.54	4.73	2.91	2.57	2.62
1.00	2.85	1.00	4.13	2.55	2.24	2.61	2.46	1.00	3.18	3.02	2.97	3.07	2.91	2.57	1.00
2.62	2.85	2.66	4.13	2.55	2.24	2.61	2.46	1.71	3.18	3.02	2.97	3.07	2.91	2.57	2.62
2.62	2.85	2.66	4.13	2.55	1.00	2.61	1.00	1.71	3.18	3.02	2.97	3.07	2.91	3.99	2.62
2.62	2.85	2.66	4.13	2.55	2.24	2.61	2.46	2.64	3.18	4.63	4.54	3.07	4.54	2.57	2.62
2.62	2.85	1.00	4.13	2.55	2.24	1.00	2.46	4.00	3.18	3.02	2.97	3.07	2.91	2.57	2.62

17	18	19	20	21	22	23	24	25	26	27	28	29	30	JML
2.85	2.66	2.63	2.55	2.24	1.00	2.46	2.64	3.18	3.02	2.79	2.97	2.91	2.57	75.20
4.17	2.66	2.63	2.55	3.36	2.61	3.79	2.64	1.82	3.02	2.79	2.97	2.91	2.57	86.49
2.85	2.66	4.13	2.55	3.36	1.00	3.79	2.64	1.82	3.02	2.79	2.97	2.91	2.57	80.39
1.73	2.66	2.63	1.00	2.24	1.00	2.46	2.64	3.18	1.00	1.00	1.00	2.91	2.57	61.26
2.85	1.00	2.63	1.00	2.24	1.00	2.46	1.00	1.00	1.57	1.55	1.57	2.91	2.57	52.74
1.73	1.00	2.63	2.55	1.00	1.00	2.46	4.00	4.73	3.02	1.00	2.97	2.91	2.57	74.45
4.17	2.66	2.63	2.55	2.24	2.61	2.46	2.64	3.18	3.02	2.79	2.97	2.91	2.57	84.31
2.85	2.66	2.63	2.55	2.24	2.61	2.46	2.64	3.18	3.02	2.79	2.97	2.91	3.99	81.26
4.17	2.66	4.13	2.55	2.24	2.61	2.46	2.64	3.18	3.02	2.79	2.97	2.91	3.99	86.92
2.85	2.66	2.63	4.15	4.27	2.61	2.46	2.64	3.18	3.02	2.79	2.97	2.91	3.99	91.78
4.17	2.66	2.63	4.15	3.36	1.00	3.79	4.00	3.18	3.02	2.79	2.97	2.91	3.99	91.52
4.17	2.66	4.13	2.55	3.36	2.61	3.79	4.00	4.73	3.02	2.79	2.97	4.54	2.57	101.30

Melly Suziani, 2017

PENGARUH HASIL PELATIHAN, MOTIVASI BERPRESTASI DAN PENGALAMAN KERJA TERHADAP KOMPETENSI FASILITATOR FAMILY DEVELOPMENT SESSION (FDS) (Survey Terhadap Peserta Pelatihan FDS BBPPKS Regional II)

2.04	1.00	4.13	2.55	2.24	1.00	2.46	2.64	4.73	3.02	2.79	2.97	2.91	1.00	76.48
1.73	2.66	2.63	2.55	3.36	2.61	3.79	1.00	3.18	3.02	2.79	2.97	2.91	1.00	77.93
2.85	1.00	2.63	2.55	3.36	2.61	3.79	2.64	3.18	3.02	2.79	2.97	2.91	1.56	81.24
4.17	2.66	4.13	4.15	4.98	2.61	3.79	2.64	3.18	3.02	2.79	2.97	2.91	2.57	98.68
2.85	1.00	1.00	1.00	1.00	1.00	1.00	1.00	3.18	3.02	2.79	2.97	2.91	2.57	56.86
2.85	2.66	2.63	2.55	2.24	1.00	2.46	2.64	4.73	3.02	2.79	4.54	4.54	2.57	84.68
2.85	2.66	4.13	2.55	3.36	2.61	3.79	2.64	4.73	4.63	4.34	4.54	4.54	3.99	108.32
4.17	1.00	2.63	1.00	3.36	2.61	2.46	2.64	3.18	4.63	4.34	4.54	4.54	3.99	92.54
4.17	2.66	4.13	2.55	3.36	2.61	3.79	1.00	3.18	4.63	4.34	4.54	4.54	3.99	104.59
1.00	2.66	4.13	1.00	3.36	1.00	3.79	2.64	1.82	3.02	2.79	2.97	1.00	1.00	66.64
1.00	2.66	2.63	2.55	2.24	1.00	2.46	2.64	3.18	3.02	2.79	2.97	4.54	2.57	78.00
2.85	1.00	2.63	2.55	3.36	2.61	3.79	1.71	3.18	4.63	4.34	4.54	2.91	2.57	90.95
2.85	2.66	2.63	1.00	4.27	2.61	5.17	4.00	3.18	4.63	4.34	4.54	2.91	2.57	100.31
2.85	1.00	4.13	2.55	2.24	2.61	2.46	1.00	3.18	3.02	2.79	2.97	2.91	2.57	74.85
2.85	2.66	4.13	2.55	2.24	2.61	2.46	1.71	3.18	3.02	2.79	2.97	2.91	2.57	82.82
2.85	2.66	4.13	2.55	1.00	2.61	1.00	1.71	3.18	3.02	2.79	2.97	2.91	3.99	80.26
2.85	2.66	4.13	2.55	2.24	2.61	2.46	2.64	3.18	4.63	4.34	4.54	4.54	2.57	95.82
2.85	1.00	4.13	2.55	2.24	1.00	2.46	4.00	3.18	3.02	2.79	2.97	2.91	2.57	80.86

**Hasil Uji Validitas Variabel Motivasi Berprestasi (X2)**

**Correlations**

	x2.1	x2.2	x2.3	x2.4	x2.5	x2.6	x2.7	x2.8	x2.9	x2.10	x2.11	x2.12	x2.13	x2.14	x2.15	x2.16	x2.17	x2.18	x2.19
x2.1 Pearson Correlation	1	.135	.484**	.399*	.411*	1,000**	.399*	.179	.484**	-.171	1,000**	.411*	.484**	.399*	.411*	.399*	1,000**	.179	.484**
Sig. (2-tailed)		.478	.007	.029	.024	0.000	.029	.343	.007	.366	0.000	.024	.007	.029	.024	.029	0.000	.343	.007
N	30	30	30	30	30	30	30	30	30	30	30	30	30	30	30	30	30	30	30

Melly Suziani, 2017

PENGARUH HASIL PELATIHAN, MOTIVASI BERPRESTASI DAN PENGALAMAN KERJA TERHADAP KOMPETENSI FASILITATOR FAMILY DEVELOPMENT SESSION (FDS) (Survey Terhadap Peserta Pelatihan FDS BBPPKS Regional II)

x2.2	Pearson Correlation	.135	1	,386*	.321	.257	.135	.321	.187	,386*	.190	.135	.257	,386*	.321	.257	.321	.135	.187	.2
	Sig. (2-tailed)	.478		.035	.084	.170	.478	.084	.322	.035	.315	.478	.170	.035	.084	.170	.084	.478	.322	.1
	N	30	30	30	30	30	30	30	30	30	30	30	30	30	30	30	30	30	30	30
x2.3	Pearson Correlation	,484**	,386*	1	.297	,481**	,484**	.297	,361*	1,000**	.117	,484**	,481**	1,000**	.297	,481**	.297	,484**	,361*	,48
	Sig. (2-tailed)	.007	.035		.110	.007	.007	.110	.050	0.000	.539	.007	.007	0.000	.110	.007	.110	.007	.050	.0
	N	30	30	30	30	30	30	30	30	30	30	30	30	30	30	30	30	30	30	30
x2.4	Pearson Correlation	,399*	.321	.297	1	.151	,399*	1,000**	.122	.297	.099	,399*	.151	.297	1,000**	.151	1,000**	,399*	.122	.1
	Sig. (2-tailed)	.029	.084	.110		.427	.029	0.000	.521	.110	.604	.029	.427	.110	0.000	.427	0.000	.029	.521	.4
	N	30	30	30	30	30	30	30	30	30	30	30	30	30	30	30	30	30	30	30
x2.5	Pearson Correlation	,411*	.257	,481**	.151	1	,411*	.151	.169	,481**	.255	,411*	1,000**	,481**	.151	1,000**	.151	,411*	.169	1,00
	Sig. (2-tailed)	.024	.170	.007	.427		.024	.427	.371	.007	.173	.024	0.000	.007	.427	0.000	.427	.024	.371	0.0
	N	30	30	30	30	30	30	30	30	30	30	30	30	30	30	30	30	30	30	30
x2.6	Pearson Correlation	1,000**	.135	,484**	,399*	,411*	1	,399*	.179	,484**	-.171	1,000**	,411*	,484**	,399*	,411*	,399*	1,000**	.179	.4
	Sig. (2-tailed)	0.000	.478	.007	.029	.024		.029	.343	.007	.366	0.000	.024	.007	.029	.024	.029	0.000	.343	.0
	N	30	30	30	30	30	30	30	30	30	30	30	30	30	30	30	30	30	30	30
x2.7	Pearson	,399*	.321	.297	1,000**	.151	,399*	1	.122	.297	.099	,399*	.151	.297	1,000**	.151	1,000**	,399*	.122	.1

Melly Suziani, 2017

PENGARUH HASIL PELATIHAN, MOTIVASI BERPRESTASI DAN PENGALAMAN KERJA TERHADAP KOMPETENSI FASILITATOR FAMILY DEVELOPMENT SESSION (FDS) (Survey Terhadap Peserta Pelatihan FDS BBPPKS Regional II)

	Correlation																			
	Sig. (2-tailed)	.029	.084	.110	0.000	.427	.029	.521	.110	.604	.029	.427	.110	0.000	.427	0.000	.029	.521	.4	
	N	30	30	30	30	30	30	30	30	30	30	30	30	30	30	30	30	30	30	
x2.8	Pearson	.179	.187	,361*	.122	.169	.179	.122	1	,361*	.169	.179	.169	,361*	.122	.169	.122	.179	1,000**	
	Correlation																			
	Sig. (2-tailed)	.343	.322	.050	.521	.371	.343	.521	.050	.371	.343	.371	.050	.521	.371	.521	.343	0.000	.3	
	N	30	30	30	30	30	30	30	30	30	30	30	30	30	30	30	30	30	30	
x2.9	Pearson	,484**	,386*	1,000**	.297	,481**	,484**	.297	,361*	1	.117	,484**	,481**	1,000**	.297	,481**	.297	,484**	,361*	
	Correlation																			
	Sig. (2-tailed)	.007	.035	0.000	.110	.007	.007	.110	.050	.539	.007	.007	0.000	.110	.007	.110	.007	.050	.0	
	N	30	30	30	30	30	30	30	30	30	30	30	30	30	30	30	30	30	30	
x2.10	Pearson	-.171	.190	.117	.099	.255	-.171	.099	.169	.117	1	-.171	.255	.117	.099	.255	.099	-.171	.169	
	Correlation																			
	Sig. (2-tailed)	.366	.315	.539	.604	.173	.366	.604	.371	.539	.366	.173	.539	.604	.173	.604	.366	.371	.1	
	N	30	30	30	30	30	30	30	30	30	30	30	30	30	30	30	30	30	30	
x2.11	Pearson	1,000**	.135	,484**	,399*	,411*	1,000**	,399*	.179	,484**	-.171	1	,411*	,484**	,399*	,411*	,399*	1,000**	.179	
	Correlation																			
	Sig. (2-tailed)	0.000	.478	.007	.029	.024	0.000	.029	.343	.007	.366	.024	.007	.029	.024	.029	0.000	.343	.0	
	N	30	30	30	30	30	30	30	30	30	30	30	30	30	30	30	30	30	30	
x2.12	Pearson	,411*	.257	,481**	.151	1,000**	,411*	.151	.169	,481**	.255	,411*	1	,481**	.151	1,000**	.151	,411*	.169	
	Correlation																		1,00	

Melly Suziani, 2017

PENGARUH HASIL PELATIHAN, MOTIVASI BERPRESTASI DAN PENGALAMAN KERJA TERHADAP KOMPETENSI FASILITATOR FAMILY DEVELOPMENT SESSION (FDS) (Survey Terhadap Peserta Pelatihan FDS BBPPKS Regional II)



	Sig. (2-tailed)	.024	.170	.007	.427	0.000	.024	.427	.371	.007	.173	.024		.007	.427	0.000	.427	.024	.371	0.000
x2.13	N	30	30	30	30	30	30	30	30	30	30	30	30	30	30	30	30	30	30	30
	Pearson Correlation	,484**	,386*	1,000**	.297	,481**	,484**	.297	,361*	1,000**	.117	,484**	,481**	1	.297	,481**	.297	,484**	,361*	,484**
	Sig. (2-tailed)	.007	.035	0.000	.110	.007	.007	.110	.050	0.000	.539	.007	.007		.110	.007	.110	.007	.050	.000
x2.14	N	30	30	30	30	30	30	30	30	30	30	30	30	30	30	30	30	30	30	30
	Pearson Correlation	,399*	.321	.297	1,000**	.151	,399*	1,000**	.122	.297	.099	,399*	.151	.297	1	.151	1,000**	,399*	.122	.151
	Sig. (2-tailed)	.029	.084	.110	0.000	.427	.029	0.000	.521	.110	.604	.029	.427	.110		.427	0.000	.029	.521	.427
x2.15	N	30	30	30	30	30	30	30	30	30	30	30	30	30	30	30	30	30	30	30
	Pearson Correlation	,411*	.257	,481**	.151	1,000**	,411*	.151	.169	,481**	.255	,411*	1,000**	,481**	.151	1	.151	,411*	.169	1,000**
	Sig. (2-tailed)	.024	.170	.007	.427	0.000	.024	.427	.371	.007	.173	.024	0.000	.007	.427		.427	.024	.371	0.000
x2.16	N	30	30	30	30	30	30	30	30	30	30	30	30	30	30	30	30	30	30	30
	Pearson Correlation	,399*	.321	.297	1,000**	.151	,399*	1,000**	.122	.297	.099	,399*	.151	.297	1,000**	.151	1	,399*	.122	.151
	Sig. (2-tailed)	.029	.084	.110	0.000	.427	.029	0.000	.521	.110	.604	.029	.427	.110	0.000	.427		.029	.521	.427
x2.17	N	30	30	30	30	30	30	30	30	30	30	30	30	30	30	30	30	30	30	30
	Pearson Correlation	1,000**	.135	,484**	,399*	,411*	1,000**	,399*	.179	,484**	-.171	1,000**	,411*	,484**	,399*	,411*	,399*	1	.179	.484**
	Sig. (2-tailed)	0.000	.478	.007	.029	.024	0.000	.029	.343	.007	.366	0.000	.024	.007	.029	.024	.029		.343	0.000

Melly Suziani, 2017

PENGARUH HASIL PELATIHAN, MOTIVASI BERPRESTASI DAN PENGALAMAN KERJA TERHADAP KOMPETENSI FASILITATOR FAMILY DEVELOPMENT SESSION (FDS) (Survey Terhadap Peserta Pelatihan FDS BBPPKS Regional II)

x2.18	N	30	30	30	30	30	30	30	30	30	30	30	30	30	30	30	30	30	30	30
	Pearson Correlation	.179	.187	.361*	.122	.169	.179	.122	1,000**	.361*	.169	.179	.169	.361*	.122	.169	.122	.179	1	.1
	Sig. (2-tailed)	.343	.322	.050	.521	.371	.343	.521	0.000	.050	.371	.343	.371	.050	.521	.371	.521	.343		.3
x2.19	N	30	30	30	30	30	30	30	30	30	30	30	30	30	30	30	30	30	30	30
	Pearson Correlation	.411*	.257	.481**	.151	1,000**	.411*	.151	.169	.481**	.255	.411*	1,000**	.481**	.151	1,000**	.151	.411*	.169	
	Sig. (2-tailed)	.024	.170	.007	.427	0.000	.024	.427	.371	.007	.173	.024	0.000	.007	.427	0.000	.427	.024	.371	
x2.20	N	30	30	30	30	30	30	30	30	30	30	30	30	30	30	30	30	30	30	30
	Pearson Correlation	-.171	.190	.117	.099	.255	-.171	.099	.169	.117	1,000**	-.171	.255	.117	.099	.255	.099	-.171	.169	.2
	Sig. (2-tailed)	.366	.315	.539	.604	.173	.366	.604	.371	.539	0.000	.366	.173	.539	.604	.173	.604	.366	.371	.1
Motivasi berprestasi	N	30	30	30	30	30	30	30	30	30	30	30	30	30	30	30	30	30	30	30
	Pearson Correlation	.692**	.472**	.750**	.620**	.731**	.692**	.620**	.441*	.750**	.313	.692**	.731**	.750**	.620**	.731**	.620**	.692**	.441*	.73
	Sig. (2-tailed)	.000	.008	.000	.000	.000	.000	.000	.015	.000	.092	.000	.000	.000	.000	.000	.000	.000	.015	.0
	N	30	30	30	30	30	30	30	30	30	30	30	30	30	30	30	30	30	30	30

\*\* . Correlation is significant at the 0.01 level (2-tailed).

\* . Correlation is significant at the 0.05 level (2-tailed).

Melly Suziani, 2017

PENGARUH HASIL PELATIHAN, MOTIVASI BERPRESTASI DAN PENGALAMAN KERJA TERHADAP KOMPETENSI FASILITATOR FAMILY DEVELOPMENT SESSION (FDS) (Survey Terhadap Peserta Pelatihan FDS BBPPKS Regional II)

Hasil Uji Validitas Variabel Pengalaman Kerja (X3)

		x3.1	x3.2	x3.3	x3.4	x3.5	x3.6	x3.7	x3.8	x3.9	x3.10	x3.11	x3.12	x3.13	x3.14	x3.15	x3.16	x3.17	x3.18
x3.1	Pearson Correlation	1	.113	,486**	.196	.207	.311	.313	.123	.185	.207	.100	.085	1,000**	.113	,486**	.196	.085	
	Sig. (2-tailed)		.552	.007	.299	.272	.095	.092	.519	.326	.272	.599	.655	0.000	.552	.007	.299	.655	
	N	30	30	30	30	30	30	30	30	30	30	30	30	30	30	30	30	30	30
x3.2	Pearson Correlation	.113	1	,424*	,414*	,442*	.284	.125	-.047	,431*	,442*	.118	.150	.113	1,000**	,424*	,414*	.150	
	Sig. (2-tailed)	.552		.019	.023	.015	.128	.509	.805	.017	.015	.534	.428	.552	0.000	.019	.023	.428	
	N	30	30	30	30	30	30	30	30	30	30	30	30	30	30	30	30	30	30
x3.3	Pearson Correlation	,486**	,424*	1	.178	.244	,369*	.234	-.358	.305	.244	-.234	.024	,486**	,424*	1,000**	.178	.024	
	Sig. (2-tailed)	.007	.019		.346	.194	.045	.214	.052	.102	.194	.214	.902	.007	.019	0.000	.346	.902	
	N	30	30	30	30	30	30	30	30	30	30	30	30	30	30	30	30	30	30

Melly Suziani, 2017

PENGARUH HASIL PELATIHAN, MOTIVASI BERPRESTASI DAN PENGALAMAN KERJA TERHADAP KOMPETENSI FASILITATOR FAMILY DEVELOPMENT SESSION (FDS) (Survey Terhadap Peserta Pelatihan FDS BBPPKS Regional II)

x3.4	Pearson Correlation	.196	,414*	.178	1	.029	.333	.358	.188	.209	.029	.164	.251	.196	,414*	.178	1,000**	.251
	Sig. (2-tailed)	.299	.023	.346		.879	.072	.052	.320	.268	.879	.386	.181	.299	.023	.346	0.000	.181
	N	30	30	30	30	30	30	30	30	30	30	30	30	30	30	30	30	30
x3.5	Pearson Correlation	.207	,442*	.244	.029	1	.260	.109	-.195	,431*	1,000**	.130	,391*	.207	,442*	.244	.029	,391*
	Sig. (2-tailed)	.272	.015	.194	.879		.166	.566	.301	.017	0.000	.492	.033	.272	.015	.194	.879	.033
	N	30	30	30	30	30	30	30	30	30	30	30	30	30	30	30	30	30
x3.6	Pearson Correlation	.311	.284	,369*	.333	.260	1	.219	-,414*	.137	.260	.114	.197	.311	.284	,369*	.333	.197
	Sig. (2-tailed)	.095	.128	.045	.072	.166		.246	.023	.470	.166	.548	.298	.095	.128	.045	.072	.298
	N	30	30	30	30	30	30	30	30	30	30	30	30	30	30	30	30	30
x3.7	Pearson Correlation	.313	.125	.234	.358	.109	.219	1	.034	.110	.109	.033	.284	.313	.125	.234	.358	.284
	Sig. (2-tailed)	.092	.509	.214	.052	.566	.246		.860	.565	.566	.864	.128	.092	.509	.214	.052	.128
	N	30	30	30	30	30	30	30	30	30	30	30	30	30	30	30	30	30
x3.8	Pearson Correlation	.123	-.047	-.358	.188	-.195	-,414*	.034	1	-.068	-.195	.117	-.081	.123	-.047	-.358	.188	-.081
	Sig. (2-tailed)	.519	.805	.052	.320	.301	.023	.860		.721	.301	.538	.672	.519	.805	.052	.320	.672

Melly Suziani, 2017

PENGARUH HASIL PELATIHAN, MOTIVASI BERPRESTASI DAN PENGALAMAN KERJA TERHADAP KOMPETENSI FASILITATOR FAMILY DEVELOPMENT SESSION (FDS) (Survey Terhadap Peserta Pelatihan FDS BBPPKS Regional II)

x3.9	N	30	30	30	30	30	30	30	30	30	30	30	30	30	30	30	30	30
	Pearson Correlation	.185	,431*	.305	.209	,431*	.137	.110	-.068	1	,431*	,462*	.356	.185	,431*	.305	.209	.356
x3.10	Sig. (2-tailed)	.326	.017	.102	.268	.017	.470	.565	.721	.017	.010	.054	.326	.017	.102	.268	.054	
	N	30	30	30	30	30	30	30	30	30	30	30	30	30	30	30	30	30
x3.11	Pearson Correlation	.207	,442*	.244	.029	1,000**	.260	.109	-.195	,431*	1	.130	,391*	.207	,442*	.244	.029	,391*
	Sig. (2-tailed)	.272	.015	.194	.879	0.000	.166	.566	.301	.017	.492	.033	.272	.015	.194	.879	.033	
x3.12	N	30	30	30	30	30	30	30	30	30	30	30	30	30	30	30	30	30
	Pearson Correlation	.100	.118	-.234	.164	.130	.114	.033	.117	,462*	.130	1	.260	.100	.118	-.234	.164	.260
x3.13	Sig. (2-tailed)	.599	.534	.214	.386	.492	.548	.864	.538	.010	.492	.165	.599	.534	.214	.386	.165	
	N	30	30	30	30	30	30	30	30	30	30	30	30	30	30	30	30	30
x3.12	Pearson Correlation	.085	.150	.024	.251	,391*	.197	.284	-.081	.356	,391*	.260	1	.085	.150	.024	.251	1,000**
	Sig. (2-tailed)	.655	.428	.902	.181	.033	.298	.128	.672	.054	.033	.165	.655	.428	.902	.181	0.000	
x3.13	N	30	30	30	30	30	30	30	30	30	30	30	30	30	30	30	30	30
	Pearson Correlation	1,000**	.113	,486**	.196	.207	.311	.313	.123	.185	.207	.100	.085	1	.113	,486**	.196	.085

Melly Suziani, 2017

PENGARUH HASIL PELATIHAN, MOTIVASI BERPRESTASI DAN PENGALAMAN KERJA TERHADAP KOMPETENSI FASILITATOR FAMILY DEVELOPMENT SESSION (FDS) (Survey Terhadap Peserta Pelatihan FDS BBPPKS Regional II)

x3.14	Sig. (2-tailed)	0.000	.552	.007	.299	.272	.095	.092	.519	.326	.272	.599	.655		.552	.007	.299	.655
	N	30	30	30	30	30	30	30	30	30	30	30	30	30	30	30	30	30
	Pearson Correlation	.113	1,000**	,424*	,414*	,442*	.284	.125	-.047	,431*	,442*	.118	.150	.113	1	,424*	,414*	.150
x3.15	Sig. (2-tailed)	.552	0.000	.019	.023	.015	.128	.509	.805	.017	.015	.534	.428	.552		.019	.023	.428
	N	30	30	30	30	30	30	30	30	30	30	30	30	30	30	30	30	30
	Pearson Correlation	,486**	,424*	1,000**	.178	.244	,369*	.234	-.358	.305	.244	-.234	.024	,486**	,424*	1	.178	.024
x3.16	Sig. (2-tailed)	.007	.019	0.000	.346	.194	.045	.214	.052	.102	.194	.214	.902	.007	.019		.346	.902
	N	30	30	30	30	30	30	30	30	30	30	30	30	30	30	30	30	30
	Pearson Correlation	.196	,414*	.178	1,000**	.029	.333	.358	.188	.209	.029	.164	.251	.196	,414*	.178	1	.251
x3.17	Sig. (2-tailed)	.299	.023	.346	0.000	.879	.072	.052	.320	.268	.879	.386	.181	.299	.023	.346		.181
	N	30	30	30	30	30	30	30	30	30	30	30	30	30	30	30	30	30
	Pearson Correlation	.085	.150	.024	.251	,391*	.197	.284	-.081	.356	,391*	.260	1,000**	.085	.150	.024	.251	1
	Sig. (2-tailed)	.655	.428	.902	.181	.033	.298	.128	.672	.054	.033	.165	0.000	.655	.428	.902	.181	
	N	30	30	30	30	30	30	30	30	30	30	30	30	30	30	30	30	30

Melly Suziani, 2017

PENGARUH HASIL PELATIHAN, MOTIVASI BERPRESTASI DAN PENGALAMAN KERJA TERHADAP KOMPETENSI FASILITATOR FAMILY DEVELOPMENT SESSION (FDS) (Survey Terhadap Peserta Pelatihan FDS BBPPKS Regional II)

x3.18	Pearson Correlation	.311	.284	,369*	.333	.260	1,000**	.219	-,414*	.137	.260	.114	.197	.311	.284	,369*	.333	.197
	Sig. (2-tailed)	.095	.128	.045	.072	.166	0.000	.246	.023	.470	.166	.548	.298	.095	.128	.045	.072	.298
	N	30	30	30	30	30	30	30	30	30	30	30	30	30	30	30	30	30
x3.19	Pearson Correlation	.313	.125	.234	.358	.109	.219	1,000**	.034	.110	.109	.033	.284	.313	.125	.234	.358	.284
	Sig. (2-tailed)	.092	.509	.214	.052	.566	.246	0.000	.860	.565	.566	.864	.128	.092	.509	.214	.052	.128
	N	30	30	30	30	30	30	30	30	30	30	30	30	30	30	30	30	30
x3.20	Pearson Correlation	.123	-,047	-,358	.188	-,195	-,414*	.034	1,000**	-,068	-,195	.117	-,081	.123	-,047	-,358	.188	-,081
	Sig. (2-tailed)	.519	.805	.052	.320	.301	.023	.860	0.000	.721	.301	.538	.672	.519	.805	.052	.320	.672
	N	30	30	30	30	30	30	30	30	30	30	30	30	30	30	30	30	30
x3.21	Pearson Correlation	.185	,431*	.305	.209	,431*	.137	.110	-,068	1,000**	,431*	,462*	.356	.185	,431*	.305	.209	.356
	Sig. (2-tailed)	.326	.017	.102	.268	.017	.470	.565	.721	0.000	.017	.010	.054	.326	.017	.102	.268	.054
	N	30	30	30	30	30	30	30	30	30	30	30	30	30	30	30	30	30
x3.22	Pearson Correlation	.207	,442*	.244	.029	1,000**	.260	.109	-,195	,431*	1,000**	.130	,391*	.207	,442*	.244	.029	,391*
	Sig. (2-tailed)	.272	.015	.194	.879	0.000	.166	.566	.301	.017	0.000	.492	.033	.272	.015	.194	.879	.033

Melly Suziani, 2017

PENGARUH HASIL PELATIHAN, MOTIVASI BERPRESTASI DAN PENGALAMAN KERJA TERHADAP KOMPETENSI FASILITATOR FAMILY DEVELOPMENT SESSION (FDS) (Survey Terhadap Peserta Pelatihan FDS BBPPKS Regional II)

Pengalaman Kerja	N	30	30	30	30	30	30	30	30	30	30	30	30	30	30	30	30	30	30
	Pearson Correlation	,578**	,627**	,516**	,586**	,605**	,509**	,518**	.038	,628**	,605**	.330	,537**	,578**	,627**	,516**	,586**	,537**	,
	Sig. (2-tailed)	.001	.000	.004	.001	.000	.004	.003	.841	.000	.000	.075	.002	.001	.000	.004	.001	.002	
	N	30	30	30	30	30	30	30	30	30	30	30	30	30	30	30	30	30	30

\*\* . Correlation is significant at the 0.01 level (2-tailed).

\* . Correlation is significant at the 0.05 level (2-tailed).

### Hasil Uji Validitas Variabel Kompetensi Fasilitator (Y)

#### Correlations

	Y1	Y2	Y3	Y4	Y5	Y6	Y7	Y8	Y9	Y10	Y11	Y12	Y13	Y14	Y15	Y16	Y17	Y18
Y1 Pearson Correlation	1	-.085	.106	.179	.241	.178	,367*	.213	.154	.313	.177	.087	.135	.184	-.160	1,000**	-.085	

Melly Suziani, 2017

PENGARUH HASIL PELATIHAN, MOTIVASI BERPRESTASI DAN PENGALAMAN KERJA TERHADAP KOMPETENSI FASILITATOR FAMILY DEVELOPMENT SESSION (FDS) (Survey Terhadap Peserta Pelatihan FDS BBPPKS Regional II)



Y2	Sig. (2-tailed)		.654	.578	.343	.199	.347	.046	.259	.416	.092	.350	.648	.477	.330	.399	0.000	.654	
	N	30	30	30	30	30	30	30	30	30	30	30	30	30	30	30	30	30	30
Y3	Pearson Correlation	-.085	1	.113	.101	.311	.300	.485**	.144	.085	-.015	.264	.247	.284	.279	.534**	-.085	1,000**	
	N	30	30	30	30	30	30	30	30	30	30	30	30	30	30	30	30	30	30
Y4	Sig. (2-tailed)	.654		.552	.595	.095	.107	.007	.448	.655	.936	.159	.189	.128	.135	.002	.654	0.000	
	N	30	30	30	30	30	30	30	30	30	30	30	30	30	30	30	30	30	30
Y5	Pearson Correlation	.106	.113	1	.215	.284	.291	.208	.254	.150	-.040	.008	.047	-.036	.111	.234	.106	.113	1,000**
	N	30	30	30	30	30	30	30	30	30	30	30	30	30	30	30	30	30	30
Y6	Sig. (2-tailed)	.578	.552		.253	.128	.119	.270	.176	.428	.834	.968	.804	.850	.560	.212	.578	.552	0.000
	N	30	30	30	30	30	30	30	30	30	30	30	30	30	30	30	30	30	30
Y7	Pearson Correlation	.179	.101	.215	1	.248	.148	.225	.158	.067	.092	.171	.119	.106	.062	.020	.179	.101	
	N	30	30	30	30	30	30	30	30	30	30	30	30	30	30	30	30	30	30
Y8	Sig. (2-tailed)	.343	.595	.253		.187	.435	.233	.406	.724	.628	.367	.531	.577	.744	.916	.343	.595	
	N	30	30	30	30	30	30	30	30	30	30	30	30	30	30	30	30	30	30
Y9	Pearson Correlation	.241	.311	.284	.248	1	.297	.225	.106	.197	.262	.063	.070	.054	.092	.251	.241	.311	
	N	30	30	30	30	30	30	30	30	30	30	30	30	30	30	30	30	30	30
Y10	Sig. (2-tailed)	.199	.095	.128	.187		.111	.231	.576	.298	.163	.741	.711	.779	.630	.182	.199	.095	
	N	30	30	30	30	30	30	30	30	30	30	30	30	30	30	30	30	30	30
Y11	Pearson Correlation	.178	.300	.291	.148	.297	1	.384*	.805**	.186	-.157	.315	.268	.370*	.013	-.002	.178	.300	
	N	30	30	30	30	30	30	30	30	30	30	30	30	30	30	30	30	30	30
Y12	Sig. (2-tailed)	.347	.107	.119	.435	.111		.036	.000	.324	.409	.090	.153	.044	.947	.990	.347	.107	
	N	30	30	30	30	30	30	30	30	30	30	30	30	30	30	30	30	30	30

Melly Suziani, 2017

PENGARUH HASIL PELATIHAN, MOTIVASI BERPRESTASI DAN PENGALAMAN KERJA TERHADAP KOMPETENSI FASILITATOR FAMILY DEVELOPMENT SESSION (FDS) (Survey Terhadap Peserta Pelatihan FDS BBPPKS Regional II)

Y7	Pearson Correlation	,367*	,485**	.208	.225	.225	,384*	1	.246	-.186	.067	,490**	,393*	,460*	.208	.306	,367*	,485**
	Sig. (2-tailed)	.046	.007	.270	.233	.231	.036		.191	.326	.726	.006	.032	.011	.270	.100	.046	.007
	N	30	30	30	30	30	30	30	30	30	30	30	30	30	30	30	30	30
Y8	Pearson Correlation	.213	.144	.254	.158	.106	,805**	.246	1	.306	-.087	.352	.303	,407*	-.028	-.195	.213	.144
	Sig. (2-tailed)	.259	.448	.176	.406	.576	.000	.191		.100	.647	.057	.103	.026	.883	.302	.259	.448
	N	30	30	30	30	30	30	30	30	30	30	30	30	30	30	30	30	30
Y9	Pearson Correlation	.154	.085	.150	.067	.197	.186	-.186	.306	1	.341	.058	.064	.051	.040	.068	.154	.085
	Sig. (2-tailed)	.416	.655	.428	.724	.298	.324	.326	.100		.065	.762	.737	.791	.834	.720	.416	.655
	N	30	30	30	30	30	30	30	30	30	30	30	30	30	30	30	30	30
Y10	Pearson Correlation	.313	-.015	-.040	.092	.262	-.157	.067	-.087	.341	1	.251	.348	.269	,469**	.071	.313	-.015
	Sig. (2-tailed)	.092	.936	.834	.628	.163	.409	.726	.647	.065		.181	.060	.151	.009	.709	.092	.936
	N	30	30	30	30	30	30	30	30	30	30	30	30	30	30	30	30	30
Y11	Pearson Correlation	.177	.264	.008	.171	.063	.315	,490**	.352	.058	.251	1	,942**	,937**	,430*	.260	.177	.264
	Sig. (2-tailed)	.350	.159	.968	.367	.741	.090	.006	.057	.762	.181		.000	.000	.018	.166	.350	.159
	N	30	30	30	30	30	30	30	30	30	30	30	30	30	30	30	30	30
Y12	Pearson Correlation	.087	.247	.047	.119	.070	.268	,393*	.303	.064	.348	,942**	1	,885**	,515**	.236	.087	.247
	Sig. (2-tailed)																	
	N	30	30	30	30	30	30	30	30	30	30	30	30	30	30	30	30	30

Melly Suziani, 2017

PENGARUH HASIL PELATIHAN, MOTIVASI BERPRESTASI DAN PENGALAMAN KERJA TERHADAP KOMPETENSI FASILITATOR FAMILY DEVELOPMENT SESSION (FDS) (Survey Terhadap Peserta Pelatihan FDS BBPPKS Regional II)

Y13	Sig. (2-tailed)	.648	.189	.804	.531	.711	.153	.032	.103	.737	.060	.000	.000	.004	.210	.648	.189	
	N	30	30	30	30	30	30	30	30	30	30	30	30	30	30	30	30	
Y14	Pearson Correlation	.135	.284	-.036	.106	.054	,370*	,460*	,407*	.051	.269	,937**	,885**	1	.341	.288	.135	.284
	N	30	30	30	30	30	30	30	30	30	30	30	30	30	30	30	30	
Y15	Sig. (2-tailed)	.477	.128	.850	.577	.779	.044	.011	.026	.791	.151	.000	.000	.065	.122	.477	.128	
	N	30	30	30	30	30	30	30	30	30	30	30	30	30	30	30	30	
Y16	Pearson Correlation	.184	.279	.111	.062	.092	.013	.208	-.028	.040	,469**	,430*	,515**	.341	1	,384*	.184	.279
	N	30	30	30	30	30	30	30	30	30	30	30	30	30	30	30	30	
Y17	Sig. (2-tailed)	.330	.135	.560	.744	.630	.947	.270	.883	.834	.009	.018	.004	.065	.036	.330	.135	
	N	30	30	30	30	30	30	30	30	30	30	30	30	30	30	30	30	
Y18	Pearson Correlation	-.160	,534**	.234	.020	.251	-.002	.306	-.195	.068	.071	.260	.236	.288	,384*	1	-.160	,534**
	N	30	30	30	30	30	30	30	30	30	30	30	30	30	30	30	30	
Y19	Sig. (2-tailed)	.399	.002	.212	.916	.182	.990	.100	.302	.720	.709	.166	.210	.122	.036	.399	.002	
	N	30	30	30	30	30	30	30	30	30	30	30	30	30	30	30	30	
Y20	Pearson Correlation	1,000**	-.085	.106	.179	.241	.178	,367*	.213	.154	.313	.177	.087	.135	.184	-.160	1	-.085
	N	30	30	30	30	30	30	30	30	30	30	30	30	30	30	30	30	
Y21	Sig. (2-tailed)	0.000	.654	.578	.343	.199	.347	.046	.259	.416	.092	.350	.648	.477	.330	.399	.654	
	N	30	30	30	30	30	30	30	30	30	30	30	30	30	30	30	30	
Y22	Pearson Correlation	-.085	1,000**	.113	.101	.311	.300	,485**	.144	.085	-.015	.264	.247	.284	.279	,534**	-.085	1
	N	30	30	30	30	30	30	30	30	30	30	30	30	30	30	30	30	
Y23	Sig. (2-tailed)	.654	0.000	.552	.595	.095	.107	.007	.448	.655	.936	.159	.189	.128	.135	.002	.654	
	N	30	30	30	30	30	30	30	30	30	30	30	30	30	30	30	30	

Melly Suziani, 2017

PENGARUH HASIL PELATIHAN, MOTIVASI BERPRESTASI DAN PENGALAMAN KERJA TERHADAP KOMPETENSI FASILITATOR FAMILY DEVELOPMENT SESSION (FDS) (Survey Terhadap Peserta Pelatihan FDS BBPPKS Regional II)

Y18	Pearson Correlation	.106	.113	1,000**	.215	.284	.291	.208	.254	.150	-.040	.008	.047	-.036	.111	.234	.106	.113
	Sig. (2-tailed)	.578	.552	0.000	.253	.128	.119	.270	.176	.428	.834	.968	.804	.850	.560	.212	.578	.552
	N	30	30	30	30	30	30	30	30	30	30	30	30	30	30	30	30	30
Y19	Pearson Correlation	.179	.101	.215	1,000**	.248	.148	.225	.158	.067	.092	.171	.119	.106	.062	.020	.179	.101
	Sig. (2-tailed)	.343	.595	.253	0.000	.187	.435	.233	.406	.724	.628	.367	.531	.577	.744	.916	.343	.595
	N	30	30	30	30	30	30	30	30	30	30	30	30	30	30	30	30	30
Y20	Pearson Correlation	.241	.311	.284	.248	1,000**	.297	.225	.106	.197	.262	.063	.070	.054	.092	.251	.241	.311
	Sig. (2-tailed)	.199	.095	.128	.187	0.000	.111	.231	.576	.298	.163	.741	.711	.779	.630	.182	.199	.095
	N	30	30	30	30	30	30	30	30	30	30	30	30	30	30	30	30	30
Y21	Pearson Correlation	.178	.300	.291	.148	.297	1,000**	.384*	.805**	.186	-.157	.315	.268	.370*	.013	-.002	.178	.300
	Sig. (2-tailed)	.347	.107	.119	.435	.111	0.000	.036	.000	.324	.409	.090	.153	.044	.947	.990	.347	.107
	N	30	30	30	30	30	30	30	30	30	30	30	30	30	30	30	30	30
Y22	Pearson Correlation	.367*	.485**	.208	.225	.225	.384*	1,000**	.246	-.186	.067	.490**	.393*	.460*	.208	.306	.367*	.485**
	Sig. (2-tailed)	.046	.007	.270	.233	.231	.036	0.000	.191	.326	.726	.006	.032	.011	.270	.100	.046	.007
	N	30	30	30	30	30	30	30	30	30	30	30	30	30	30	30	30	30
Y23	Pearson Correlation	.213	.144	.254	.158	.106	.805**	.246	1,000**	.306	-.087	.352	.303	.407*	-.028	-.195	.213	.144
	Sig. (2-tailed)																	
	N	30	30	30	30	30	30	30	30	30	30	30	30	30	30	30	30	30

Melly Suziani, 2017

PENGARUH HASIL PELATIHAN, MOTIVASI BERPRESTASI DAN PENGALAMAN KERJA TERHADAP KOMPETENSI FASILITATOR FAMILY DEVELOPMENT SESSION (FDS) (Survey Terhadap Peserta Pelatihan FDS BBPPKS Regional II)

Y24	Sig. (2-tailed)	.259	.448	.176	.406	.576	.000	.191	0.000	.100	.647	.057	.103	.026	.883	.302	.259	.448
	N	30	30	30	30	30	30	30	30	30	30	30	30	30	30	30	30	30
	Pearson Correlation	.154	.085	.150	.067	.197	.186	-.186	.306	1,000**	.341	.058	.064	.051	.040	.068	.154	.085
Y25	Sig. (2-tailed)	.416	.655	.428	.724	.298	.324	.326	.100	0.000	.065	.762	.737	.791	.834	.720	.416	.655
	N	30	30	30	30	30	30	30	30	30	30	30	30	30	30	30	30	30
	Pearson Correlation	.313	-.015	-.040	.092	.262	-.157	.067	-.087	.341	1,000**	.251	.348	.269	,469**	.071	.313	-.015
Y26	Sig. (2-tailed)	.092	.936	.834	.628	.163	.409	.726	.647	.065	0.000	.181	.060	.151	.009	.709	.092	.936
	N	30	30	30	30	30	30	30	30	30	30	30	30	30	30	30	30	30
	Pearson Correlation	.177	.264	.008	.171	.063	.315	,490**	.352	.058	.251	1,000**	,942**	,937**	,430*	.260	.177	.264
Y27	Sig. (2-tailed)	.350	.159	.968	.367	.741	.090	.006	.057	.762	.181	0.000	.000	.000	.018	.166	.350	.159
	N	30	30	30	30	30	30	30	30	30	30	30	30	30	30	30	30	30
	Pearson Correlation	.108	.331	.109	.201	.026	,419*	,529**	.360	-.071	.096	,924**	,874**	,860**	,425*	.255	.108	.331
Y28	Sig. (2-tailed)	.569	.074	.566	.288	.891	.021	.003	.051	.708	.614	.000	.000	.000	.019	.173	.569	.074
	N	30	30	30	30	30	30	30	30	30	30	30	30	30	30	30	30	30
	Pearson Correlation	.087	.247	.047	.119	.070	.268	,393*	.303	.064	.348	,942**	1,000**	,885**	,515**	.236	.087	.247
	Sig. (2-tailed)	.648	.189	.804	.531	.711	.153	.032	.103	.737	.060	.000	0.000	.000	.004	.210	.648	.189
	N	30	30	30	30	30	30	30	30	30	30	30	30	30	30	30	30	30

Melly Suziani, 2017

PENGARUH HASIL PELATIHAN, MOTIVASI BERPRESTASI DAN PENGALAMAN KERJA TERHADAP KOMPETENSI FASILITATOR FAMILY DEVELOPMENT SESSION (FDS) (Survey Terhadap Peserta Pelatihan FDS BBPPKS Regional II)

Y29	Pearson Correlation	.184	.279	.111	.062	.092	.013	.208	-.028	.040	,469**	,430*	,515**	.341	1,000**	,384*	.184	.279
	Sig. (2-tailed)	.330	.135	.560	.744	.630	.947	.270	.883	.834	.009	.018	.004	.065	0.000	.036	.330	.135
	N	30	30	30	30	30	30	30	30	30	30	30	30	30	30	30	30	30
Y30	Pearson Correlation	-.160	,534**	.234	.020	.251	-.002	.306	-.195	.068	.071	.260	.236	.288	,384*	1,000**	-.160	,534**
	Sig. (2-tailed)	.399	.002	.212	.916	.182	.990	.100	.302	.720	.709	.166	.210	.122	.036	0.000	.399	.002
	N	30	30	30	30	30	30	30	30	30	30	30	30	30	30	30	30	30
Kompetensi Fasilitator	Pearson Correlation	,385*	,537**	,383*	,379*	,479**	,584**	,627**	,523**	.339	,394*	,734**	,709**	,708**	,526**	,425*	,385*	,537**
	Sig. (2-tailed)	.036	.002	.037	.039	.007	.001	.000	.003	.067	.031	.000	.000	.000	.003	.019	.036	.002
	N	30	30	30	30	30	30	30	30	30	30	30	30	30	30	30	30	30

\*. Correlation is significant at the 0.05 level (2-tailed).

\*\* . Correlation is significant at the 0.01 level (2-tailed).

Melly Suziani, 2017

PENGARUH HASIL PELATIHAN, MOTIVASI BERPRESTASI DAN PENGALAMAN KERJA TERHADAP KOMPETENSI FASILITATOR FAMILY DEVELOPMENT SESSION (FDS) (Survey Terhadap Peserta Pelatihan FDS BBPPKS Regional II)

Reliabilitas Variabel Motivasi Berprestasi (X2)

**Reliability Statistics**

Cronbach's Alpha	N of Items
.914	20

Reliabilitas Variabel Pengalaman Kerja (X3)

**Reliability Statistics**

Cronbach's Alpha	N of Items
.862	22

**Melly Suziani, 2017**

*PENGARUH HASIL PELATIHAN, MOTIVASI BERPRESTASI DAN PENGALAMAN KERJA TERHADAP KOMPETENSI FASILITATOR FAMILY DEVELOPMENT SESSION (FDS) (Survey Terhadap Peserta Pelatihan FDS BBPPKS Regional II)*



Reliabilitas Variabel Kompetensi Fasilitator (Y)

**Reliability Statistics**

Cronbach's Alpha	N of Items
.904	30

Variabel Motivasi Berprestasi X2

**Descriptive Statistics**

	N	Minimum	Maximum	Mean	Std. Deviation
Motivasi berprestasi	30	35.54	70.26	53.3247	10.67895
Valid N (listwise)	30				

**Descriptive Statistics**

**Melly Suziani, 2017**

*PENGARUH HASIL PELATIHAN, MOTIVASI BERPRESTASI DAN PENGALAMAN KERJA TERHADAP KOMPETENSI FASILITATOR FAMILY DEVELOPMENT SESSION (FDS) (Survey Terhadap Peserta Pelatihan FDS BBPPKS Regional II)*

	N	Minimum	Maximum	Mean	Std. Deviation
Resiko	30	9.00	15.00	11.6000	1.49943
Informasi	30	18.00	25.00	21.8333	2.22963
Keberhasilan	30	21.00	30.00	25.7333	2.89986
Tugas	30	19.00	30.00	24.8000	3.43812
Valid N (listwise)	30				

Variabel Pengalaman Kerja (X3)

**Descriptive Statistics**

	N	Minimum	Maximum	Mean	Std. Deviation
Pengalaman Kerja	30	39.29	75.05	58.3280	9.80630
Valid N (listwise)	30				

**Descriptive Statistics**

	N	Minimum	Maximum	Mean	Std. Deviation
Masakerja	30	15.00	29.00	23.7333	4.04231
Pengetahuanketerampilan	30	19.00	34.00	28.1333	3.73920
Penguasaantugas	30	18.00	32.00	26.0000	3.51352
Valid N (listwise)	30				

Variabel Kompetensi Fasilitator (Y)

**Descriptive Statistics**

**Melly Suziani, 2017**

*PENGARUH HASIL PELATIHAN, MOTIVASI BERPRESTASI DAN PENGALAMAN KERJA TERHADAP KOMPETENSI FASILITATOR FAMILY DEVELOPMENT SESSION (FDS) (Survey Terhadap Peserta Pelatihan FDS BBPPKS Regional II)*

	N	Minimum	Maximum	Mean	Std. Deviation
Kompetensi Fasilitator	30	52.74	108.32	83.3150	13.31690
Valid N (listwise)	30				

#### Descriptive Statistics

	N	Minimum	Maximum	Mean	Std. Deviation
Merancangperubahan	30	20.00	35.00	27.7333	3.27933
Mengelolapembelajaran	30	46.00	69.00	59.7333	5.76514
Kemandirian	30	18.00	30.00	24.5000	2.73861
Valid N (listwise)	30				

#### One-Sample Kolmogorov-Smirnov Test

		Hasil Pelatihan	Motivasi berprestasi	Pengalaman Kerja	Kompetensi Fasilitator
N		30	30	30	30
Normal Parameters <sup>a,b</sup>	Mean	73.3280	53.3247	58.3280	83.3150
	Std. Deviation	9.80630	10.67895	9.80630	13.31690
Most Extreme Differences	Absolute	.092	.113	.092	.119
	Positive	.078	.105	.078	.061
	Negative	-.092	-.113	-.092	-.119
Kolmogorov-Smirnov Z		.506	.617	.506	.654
Asymp. Sig. (2-tailed)		.960	.841	.960	.785

a. Test distribution is Normal.

b. Calculated from data.

**Melly Suziani, 2017**

*PENGARUH HASIL PELATIHAN, MOTIVASI BERPRESTASI DAN PENGALAMAN KERJA TERHADAP KOMPETENSI FASILITATOR FAMILY DEVELOPMENT SESSION (FDS) (Survey Terhadap Peserta Pelatihan FDS BBPPKS Regional II)*

Analisis Regresi Variabel Hasil Pelatihan X1  
terhadap Kompetensi fasilitator Y

**Model Summary**

Model	R	R Square	Adjusted R Square	Std. Error of the Estimate
1	,636 <sup>a</sup>	.404	.383	10.45983

a. Predictors: (Constant), Hasil Pelatihan

**ANOVA<sup>a</sup>**

Model		Sum of Squares	df	Mean Square	F	Sig.
1	Regression	2079.428	1	2079.428	19.006	,000 <sup>b</sup>
	Residual	3063.426	28	109.408		
	Total	5142.854	29			

a. Dependent Variable: Kompetensi Fasilitator

b. Predictors: (Constant), Hasil Pelatihan

**Coefficients<sup>a</sup>**

Model		Unstandardized Coefficients		Standardized Coefficients	t	Sig.
		B	Std. Error	Beta		
1	(Constant)	19.045	14.865		1.281	.211
	Hasil Pelatihan	.875	.201	.636	4.360	.000

a. Dependent Variable: Kompetensi Fasilitator

**Melly Suziani, 2017**

*PENGARUH HASIL PELATIHAN, MOTIVASI BERPRESTASI DAN PENGALAMAN KERJA TERHADAP KOMPETENSI FASILITATOR FAMILY DEVELOPMENT SESSION (FDS) (Survey Terhadap Peserta Pelatihan FDS BBPPKS Regional II)*

**Model Summary**

Model	R	R Square	Adjusted R Square	Std. Error of the Estimate
1	,289 <sup>a</sup>	.084	.051	12.97255

a. Predictors: (Constant), Kognitif

**Model Summary**

Model	R	R Square	Adjusted R Square	Std. Error of the Estimate
1	,194 <sup>a</sup>	.038	.003	13.29537

a. Predictors: (Constant), Afektif

**Model Summary**

Model	R	R Square	Adjusted R Square	Std. Error of the Estimate
1	,538 <sup>a</sup>	.289	.264	11.42414

a. Predictors: (Constant), Psikomotor

Analisis Regresi Variabel Motivasi Berprestasi X2 terhadap Kompetensi fasilitator Y

**Model Summary**

Model	R	R Square	Adjusted R Square	Std. Error of the Estimate
-------	---	----------	-------------------	----------------------------

**Melly Suziani, 2017**

*PENGARUH HASIL PELATIHAN, MOTIVASI BERPRESTASI DAN PENGALAMAN KERJA TERHADAP KOMPETENSI FASILITATOR FAMILY DEVELOPMENT SESSION (FDS) (Survey Terhadap Peserta Pelatihan FDS BBPPKS Regional II)*

1	,468 <sup>a</sup>	.219	.191	11.97442
---	-------------------	------	------	----------

a. Predictors: (Constant), Motivasi berprestasi

#### ANOVA<sup>a</sup>

Model		Sum of Squares	df	Mean Square	F	Sig.
1	Regression	1128.027	1	1128.027	7.867	,009 <sup>b</sup>
	Residual	4014.827	28	143.387		
	Total	5142.854	29			

a. Dependent Variable: Kompetensi Fasilitator

b. Predictors: (Constant), Motivasi berprestasi

#### Coefficients<sup>a</sup>

Model		Unstandardized Coefficients		Standardized Coefficients	t	Sig.
		B	Std. Error	Beta		
1	(Constant)	52.172	11.317		4.610	.000
	Motivasi berprestasi	.584	.208	.468	2.805	.009

a. Dependent Variable: Kompetensi Fasilitator

#### Model Summary

Model	R	R Square	Adjusted R Square	Std. Error of the Estimate
1	,473 <sup>a</sup>	.224	.196	11.93877

a. Predictors: (Constant), Resiko

Melly Suziani, 2017

PENGARUH HASIL PELATIHAN, MOTIVASI BERPRESTASI DAN PENGALAMAN KERJA TERHADAP KOMPETENSI FASILITATOR FAMILY DEVELOPMENT SESSION (FDS) (Survey Terhadap Peserta Pelatihan FDS BBPPKS Regional II)



**Model Summary**

Model	R	R Square	Adjusted R Square	Std. Error of the Estimate
1	,485 <sup>a</sup>	.236	.208	11.84835

a. Predictors: (Constant), Beranimengambilresiko

**Model Summary**

Model	R	R Square	Adjusted R Square	Std. Error of the Estimate
1	,417 <sup>a</sup>	.174	.144	12.31954

a. Predictors: (Constant), info

**Model Summary**

Model	R	R Square	Adjusted R Square	Std. Error of the Estimate
1	,424 <sup>a</sup>	.180	.151	12.27373

a. Predictors: (Constant), berhasil

**Model Summary**

Model	R	R Square	Adjusted R Square	Std. Error of the Estimate
1	,444 <sup>a</sup>	.197	.169	12.14322

a. Predictors: (Constant), tugas

**Melly Suziani, 2017**

*PENGARUH HASIL PELATIHAN, MOTIVASI BERPRESTASI DAN PENGALAMAN KERJA TERHADAP KOMPETENSI FASILITATOR FAMILY DEVELOPMENT SESSION (FDS) (Survey Terhadap Peserta Pelatihan FDS BBPPKS Regional II)*

Analisis Regresi Variabel Pengalaman Kerja X3  
 terhadap Kompetensi fasilitator Y

**Model Summary**

Model	R	R Square	Adjusted R Square	Std. Error of the Estimate
1	.637 <sup>a</sup>	.406	.385	10.44757

a. Predictors: (Constant), Pengalaman Kerja

**ANOVA<sup>a</sup>**

Model		Sum of Squares	df	Mean Square	F	Sig.
1	Regression	2086.608	1	2086.608	19.117	.000 <sup>b</sup>
	Residual	3056.246	28	109.152		
	Total	5142.854	29			

a. Dependent Variable: Kompetensi Fasilitator

b. Predictors: (Constant), Pengalaman Kerja

**Coefficients<sup>a</sup>**

Model		Unstandardized Coefficients		Standardized Coefficients	t	Sig.
		B	Std. Error	Beta		
1	(Constant)	32.861	11.696		2.810	.009
	Pengalaman Kerja	.865	.198	.637	4.372	.000

a. Dependent Variable: Kompetensi Fasilitator

**Melly Suziani, 2017**

*PENGARUH HASIL PELATIHAN, MOTIVASI BERPRESTASI DAN PENGALAMAN KERJA TERHADAP KOMPETENSI FASILITATOR FAMILY DEVELOPMENT SESSION (FDS) (Survey Terhadap Peserta Pelatihan FDS BBPPKS Regional II)*

**Model Summary**

Model	R	R Square	Adjusted R Square	Std. Error of the Estimate
1	,719 <sup>a</sup>	.517	.500	9.41888

a. Predictors: (Constant), Maka Kerja

**Model Summary**

Model	R	R Square	Adjusted R Square	Std. Error of the Estimate
1	,496 <sup>a</sup>	.246	.219	11.76636

a. Predictors: (Constant), Tingkat Pengetahuan

**Model Summary**

Model	R	R Square	Adjusted R Square	Std. Error of the Estimate
1	,548 <sup>a</sup>	.301	.276	11.33471

a. Predictors: (Constant), Penguasaan Pekerjaan

**Model Summary**

Model	R	R Square	Adjusted R Square	Std. Error of the Estimate
1	,709 <sup>a</sup>	.503	.445	9.91664

a. Predictors: (Constant), Pengalaman Kerja, Motivasi berprestasi, Hasil Pelatihan

**ANOVA<sup>a</sup>**

**Melly Suziani, 2017**

*PENGARUH HASIL PELATIHAN, MOTIVASI BERPRESTASI DAN PENGALAMAN KERJA TERHADAP KOMPETENSI FASILITATOR FAMILY DEVELOPMENT SESSION (FDS) (Survey Terhadap Peserta Pelatihan FDS BBPPKS Regional II)*

Model		Sum of Squares	df	Mean Square	F	Sig.
1	Regression	2586.018	3	862.006	8.766	,000 <sup>b</sup>
	Residual	2556.836	26	98.340		
	Total	5142.854	29			

a. Dependent Variable: Kompetensi Fasilitator

b. Predictors: (Constant), Pengalaman Kerja, Motivasi berprestasi, Hasil Pelatihan

#### Coefficients<sup>a</sup>

Model		Unstandardized Coefficients		Standardized Coefficients	t	Sig.
		B	Std. Error	Beta		
1	(Constant)	18.748	43.163		.434	.668
	Hasil Pelatihan	-.039	2.581	-.029	-.015	.988
	Motivasi berprestasi	.403	.179	.323	2.253	.033
	Pengalaman Kerja	.788	2.546	.580	.310	.759

a. Dependent Variable: Kompetensi Fasilitator

Melly Suziani, 2017

PENGARUH HASIL PELATIHAN, MOTIVASI BERPRESTASI DAN PENGALAMAN KERJA TERHADAP KOMPETENSI FASILITATOR FAMILY DEVELOPMENT SESSION (FDS) (Survey Terhadap Peserta Pelatihan FDS BBPPKS Regional II)

## Dokumentasi

**Melly Suziani, 2017**

*PENGARUH HASIL PELATIHAN, MOTIVASI BERPRESTASI DAN PENGALAMAN KERJA TERHADAP KOMPETENSI FASILITATOR FAMILY DEVELOPMENT SESSION (FDS) (Survey Terhadap Peserta Pelatihan FDS BBPPKS Regional II)*

Universitas Pendidikan Indonesia | [repository.upi.edu](http://repository.upi.edu) | [perpustakaan.upi.edu](http://perpustakaan.upi.edu)



**Melly Suziani, 2017**

*PENGARUH HASIL PELATIHAN, MOTIVASI BERPRESTASI DAN PENGALAMAN KERJA TERHADAP KOMPETENSI FASILITATOR FAMILY DEVELOPMENT SESSION (FDS) (Survey Terhadap Peserta Pelatihan FDS BBPPKS Regional II)*

Universitas Pendidikan Indonesia | [repository.upi.edu](http://repository.upi.edu) | [perpustakaan.upi.edu](http://perpustakaan.upi.edu)



**Melly Suziani, 2017**

*PENGARUH HASIL PELATIHAN, MOTIVASI BERPRESTASI DAN PENGALAMAN KERJA TERHADAP KOMPETENSI FASILITATOR FAMILY DEVELOPMENT SESSION (FDS) (Survey Terhadap Peserta Pelatihan FDS BBPPKS Regional II)*

Universitas Pendidikan Indonesia | [repository.upi.edu](http://repository.upi.edu) | [perpustakaan.upi.edu](http://perpustakaan.upi.edu)





**Melly Suziani, 2017**

*PENGARUH HASIL PELATIHAN, MOTIVASI BERPRESTASI DAN PENGALAMAN KERJA TERHADAP KOMPETENSI FASILITATOR FAMILY DEVELOPMENT SESSION (FDS) (Survey Terhadap Peserta Pelatihan FDS BBPPKS Regional II)*

Universitas Pendidikan Indonesia | [repository.upi.edu](http://repository.upi.edu) | [perpustakaan.upi.edu](http://perpustakaan.upi.edu)



**Melly Suziani, 2017**

*PENGARUH HASIL PELATIHAN, MOTIVASI BERPRESTASI DAN PENGALAMAN KERJA TERHADAP KOMPETENSI FASILITATOR FAMILY DEVELOPMENT SESSION (FDS) (Survey Terhadap Peserta Pelatihan FDS BBPPKS Regional II)*

Universitas Pendidikan Indonesia | [repository.upi.edu](http://repository.upi.edu) | [perpustakaan.upi.edu](http://perpustakaan.upi.edu)