

UJI PRASYARAT DATA

1. UJI NORMALITAS DATA

a. Uji Normalitas Data Kinerja Mengajar Guru (Y)

One-Sample Kolmogorov-Smirnov Test

		Kinerja Mengajar Guru
N		104
Normal Parameters ^{a,b}	Mean	79.51
	Std. Deviation	11.761
Most Extreme Differences	Absolute	.085
	Positive	.085
	Negative	-.052
Kolmogorov-Smirnov Z		.869
Asymp. Sig. (2-tailed)		.437

a. Test distribution is Normal.

b. Calculated from data.

b. Uji Normalitas Data Supervisi Akademik (X1)

One-Sample Kolmogorov-Smirnov Test

		Supervisi Akademik
N		104
Normal Parameters ^{a,b}	Mean	86.62
	Std. Deviation	16.338
Most Extreme Differences	Absolute	.070
	Positive	.042
	Negative	-.070
Kolmogorov-Smirnov Z		.713
Asymp. Sig. (2-tailed)		.690

a. Test distribution is Normal.

b. Calculated from data.

c. Uji Normalitas Data Komitmen Kerja Guru (X2)

One-Sample Kolmogorov-Smirnov Test

		Komitmen Kerja Guru
N		104
Normal Parameters ^{a,b}	Mean	80.33
	Std. Deviation	12.666
Most Extreme Differences	Absolute	.144
	Positive	.090
	Negative	-.144
Kolmogorov-Smirnov Z		1.473
Asymp. Sig. (2-tailed)		.026

a. Test distribution is Normal.

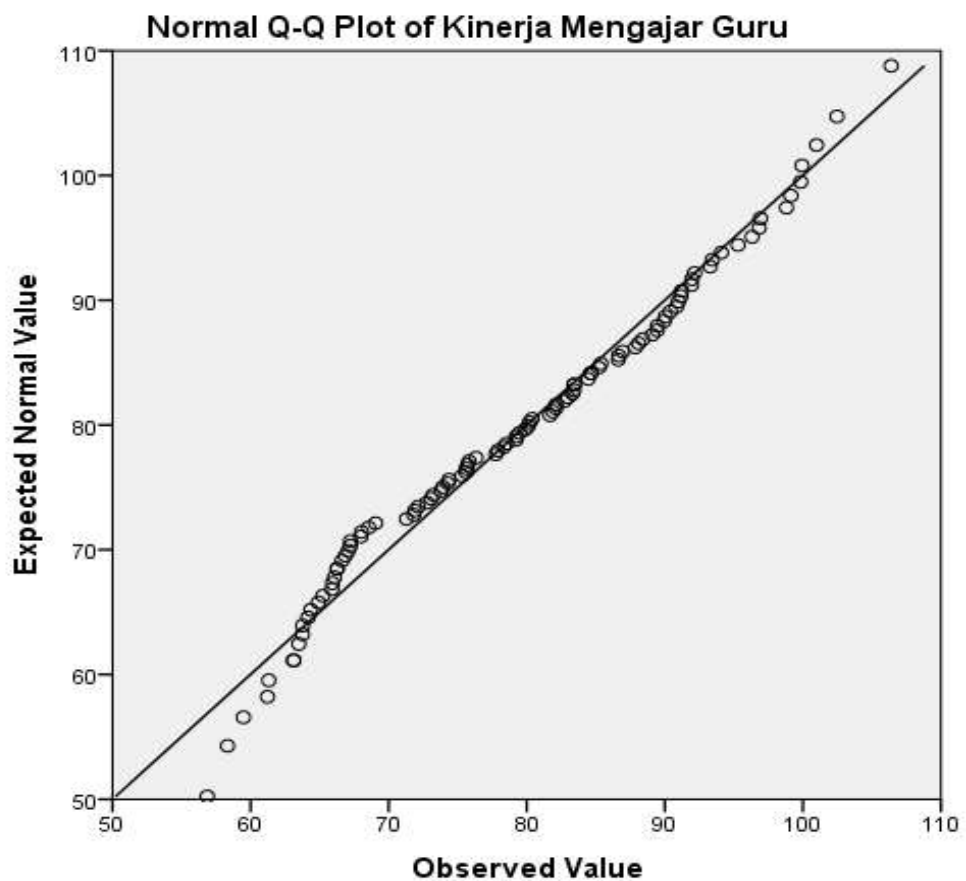
b. Calculated from data.

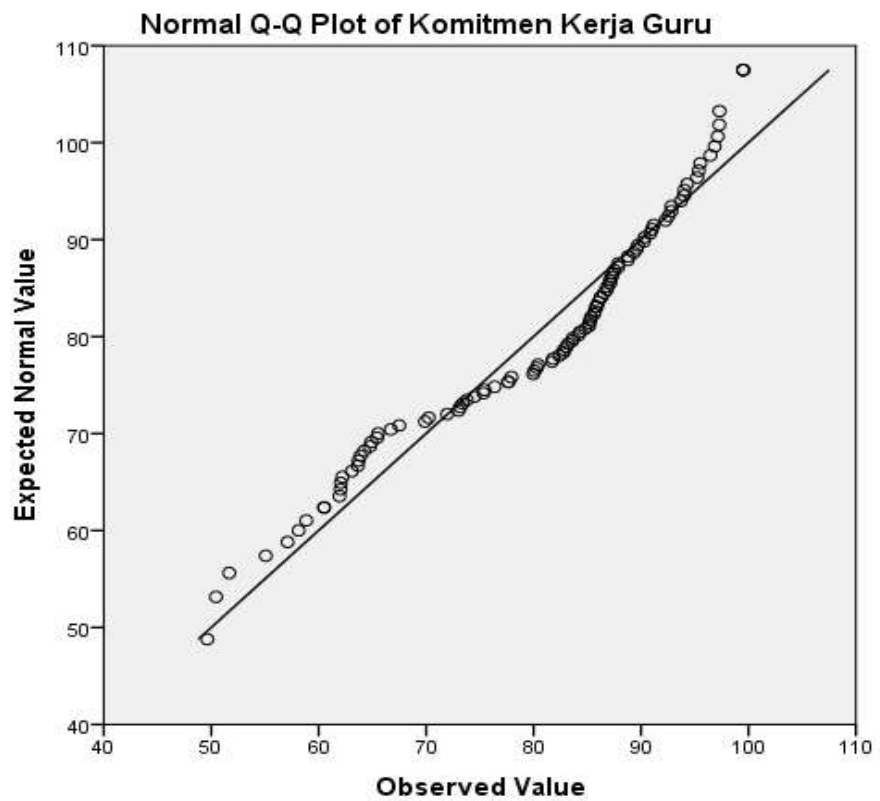
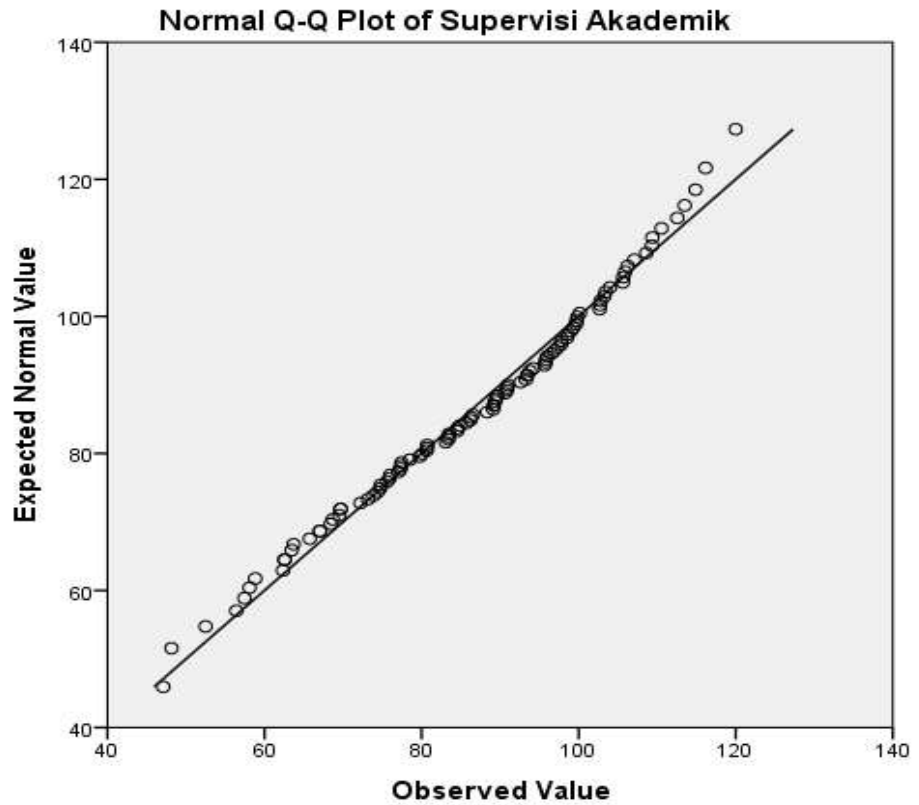
One-Sample Kolmogorov-Smirnov Test

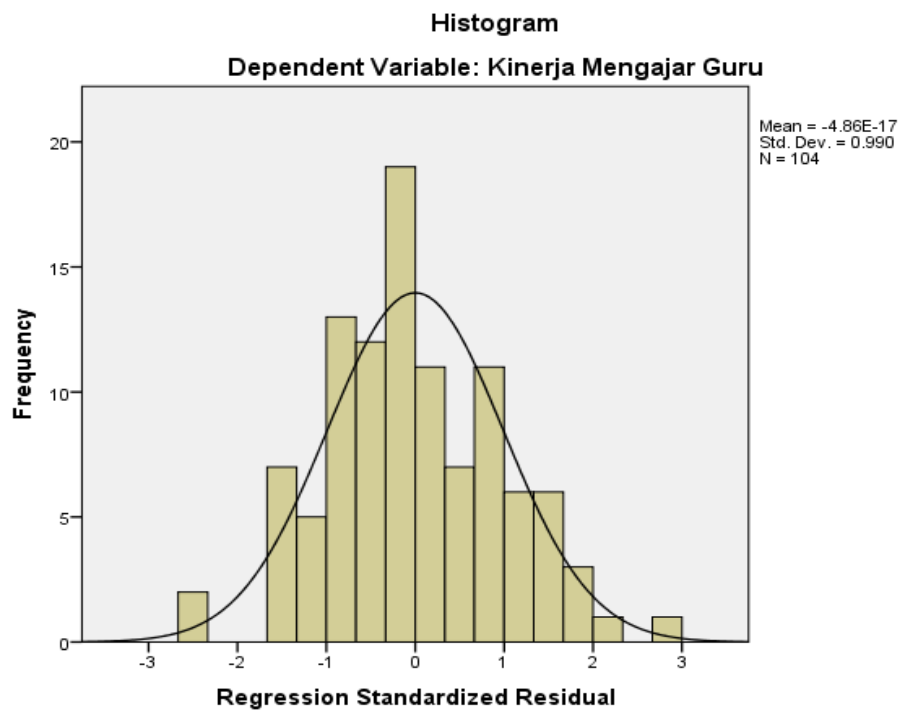
		Kinerja Mengajar Guru	Supervisi Akademik	Komitmen Kerja Guru
N		104	104	104
Normal Parameters ^{a,b}	Mean	79.51	86.62	80.33
	Std. Deviation	11.761	16.338	12.666
Most Extreme Differences	Absolute	.085	.070	.144
	Positive	.085	.042	.090
	Negative	-.052	-.070	-.144
Kolmogorov-Smirnov Z		.869	.713	1.473
Asymp. Sig. (2-tailed)		.437	.690	.026

a. Test distribution is Normal.

b. Calculated from data.

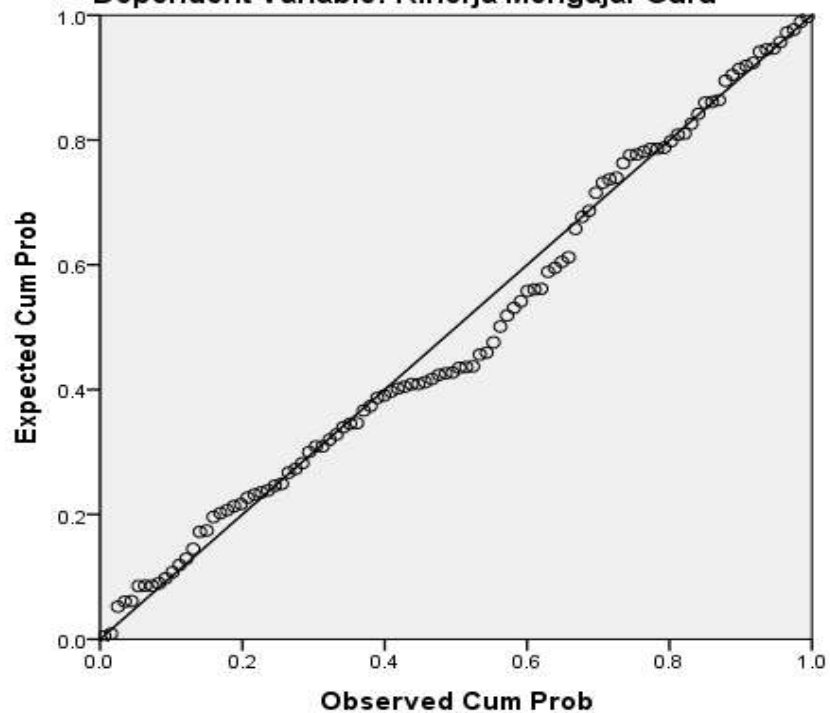






Normal P-P Plot of Regression Standardized Residual

Dependent Variable: Kinerja Mengajar Guru



2. UJI HOMOGENITAS DATA

Test of Homogeneity of Variances

Kinerja

Levene Statistic	df1	df2	Sig.
1.732	24	55	.047

ANOVA

Kinerja

	Sum of Squares	df	Mean Square	F	Sig.
Between Groups	9411.379	48	196.070	2.241	.002
Within Groups	4812.150	55	87.494		
Total	14223.529	103			

Susana, 2016

KONTRIBUSI SUPERVISI AKADEMIK DAN KOMITMEN KERJA GURU TERHADAP KINERJA MENGAJAR GURU SEKOLAH DASAR PADA YAYASAN PENYELENGGARAAN ILAHI INDONESIA

Universitas Pendidikan Indonesia | repository.upi.edu | perpustakaan.upi.edu

Test of Homogeneity of Variances

Kinerja

Levene Statistic	df1	df2	Sig.
1.588	26	65	.068

ANOVA

Kinerja

	Sum of Squares	df	Mean Square	F	Sig.
Between Groups	7704.181	38	202.742	2.021	.006
Within Groups	6519.348	65	100.298		
Total	14223.529	103			

3. UJI LINIERITAS DATA

a. Linieritas Variabel Y → Variabel X1

Case Processing Summary

	Cases					
	Included		Excluded		Total	
	N	Percent	N	Percent	N	Percent
Kinerja * Supervisi	104	100.0%	0	0.0%	104	100.0%

ANOVA Table

			Sum of Squares	df	Mean Square	F	Sig.
Kinerja * Supervisi	Between Groups	(Combined)	9411.379	48	196.070	2.241	.002
		Linearity	3868.169	1	3868.169	44.211	.000
		Deviation from Linearity	5543.210	47	117.941	1.348	.143
	Within Groups	4812.150	55	87.494			

Susana, 2016

KONTRIBUSI SUPERVISI AKADEMIK DAN KOMITMEN KERJA GURU TERHADAP KINERJA MENGAJAR GURU SEKOLAH DASAR PADA YAYASAN PENYELENGGARAAN ILAHI INDONESIA

Universitas Pendidikan Indonesia | repository.upi.edu | perpustakaan.upi.edu

	Total	14223.529	103			
--	-------	-----------	-----	--	--	--

Measures of Association

	R	R Squared	Eta	Eta Squared
Kinerja * Supervisi	.521	.272	.813	.662

Report

Kinerja							
Supervisi	Mean	N	Std. Deviation				
47	65.00	1	.	83	91.50	4	11.091
48	74.00	1	.	85	75.33	3	12.662
52	76.00	1	.	86	81.00	3	11.533
56	63.00	1	.	87	68.00	1	.
57	65.00	1	.	88	71.00	1	.
58	64.00	1	.	89	78.60	5	6.618
59	63.00	1	.	90	67.00	1	.
62	79.00	1	.	91	83.25	4	11.927
63	65.00	3	5.292	93	86.00	4	8.869
64	57.00	1	.	94	95.00	2	2.828
66	91.00	1	.	96	85.00	5	9.823
67	66.00	2	.000	97	81.50	2	2.121
68	88.00	1	.	98	69.50	2	12.021
69	88.00	1	.	99	88.75	4	6.238
70	69.00	3	6.557	100	82.00	4	10.132
72	66.00	1	.	103	82.40	5	12.280
73	74.00	1	.	104	83.00	1	.
74	86.00	2	8.485	106	90.25	4	4.349
75	65.50	2	2.121	107	96.00	1	.
76	67.67	3	4.041	109	81.00	3	14.731
77	78.00	4	10.614	111	99.00	1	.
79	58.00	1	.	113	91.50	2	12.021
80	76.50	2	14.849	115	102.00	1	.
81	76.67	3	1.155	116	80.00	1	.
--				120	85.00	1	.
				Total	79.43	104	11.751

b. Linieritas Variabel Y → Variabel X2

Case Processing Summary

	Cases					
	Included		Excluded		Total	
	N	Percent	N	Percent	N	Percent
Kinerja * Komitmen	104	100.0%	0	0.0%	104	100.0%

ANOVA Table

			Sum of Squares	df	Mean Square	F	Sig.
Kinerja * Komitmen	Between Groups	(Combined)	7704.181	38	202.742	2.021	.006
		Linearity	4358.548	1	4358.548	43.456	.000
		Deviation from Linearity	3345.633	37	90.423	.902	.628
	Within Groups	6519.348	65	100.298			
	Total	14223.529	103				

Susana, 2016

KONTRIBUSI SUPERVISI AKADEMIK DAN KOMITMEN KERJA GURU TERHADAP KINERJA MENGAJAR GURU SEKOLAH DASAR PADA YAYASAN PENYELENGGARAAN ILAHI INDONESIA

Universitas Pendidikan Indonesia | repository.upi.edu | perpustakaan.upi.edu

Measures of Association

	R	R Squared	Eta	Eta Squared
Kinerja * Komitmen	.554	.306	.736	.542

Report

Kinerja

Komitmen	Mean	N	Std. Deviation
50	69.50	2	14.849
52	63.00	1	.
55	66.00	1	.
57	63.00	1	.
58	57.00	1	.
59	76.00	1	.
60	66.00	2	.000
62	71.25	4	10.626
63	67.00	1	.
64	74.50	4	13.026
65	67.00	3	4.359
66	64.00	1	.
67	58.00	1	.
68	88.00	1	.
70	69.50	2	9.192
72	88.00	1	.
73	79.33	3	7.572
74	71.00	2	2.828
75	73.00	2	1.414
76	80.00	1	.
78	81.00	3	12.166
80	88.25	4	8.539
82	79.67	3	18.175
83	77.00	4	7.348
84	78.25	4	18.661

85	91.20	5	7.530
86	77.14	7	6.914
87	83.86	7	9.907
88	78.33	3	16.289
89	82.67	3	7.234
90	81.50	4	6.557
91	86.33	3	5.774
92	61.00	1	.
93	92.00	3	7.550
94	87.75	4	10.145
95	80.00	2	7.071
96	89.50	2	.707
97	92.50	4	6.351
99	89.00	3	12.124
Total	79.43	104	11.751

Lampiran 6

UJI HIPOTESIS

1. UJI KORELASI PARSIAL

Correlations

		Kinerja Mengajar Guru	Supervisi Akademik
Kinerja Mengajar Guru	Pearson Correlation	1	.521**
	Sig. (2-tailed)		.000
	N	104	104
Supervisi Akademik	Pearson Correlation	.521**	1
	Sig. (2-tailed)	.000	
	N	104	104

** . Correlation is significant at the 0.01 level (2-tailed).

Correlations

Susana, 2016

KONTRIBUSI SUPERVISI AKADEMIK DAN KOMITMEN KERJA GURU TERHADAP KINERJA MENGAJAR GURU SEKOLAH DASAR PADA YAYASAN PENYELENGGARAAN ILAHI INDONESIA

Universitas Pendidikan Indonesia | repository.upi.edu | perpustakaan.upi.edu

		Kinerja Mengajar Guru	Komitmen Kerja Guru
Kinerja Mengajar Guru	Pearson Correlation	1	.554 ^{**}
	Sig. (2-tailed)		.000
	N	104	104
Komitmen Kerja Guru	Pearson Correlation	.554 ^{**}	1
	Sig. (2-tailed)	.000	
	N	104	104

** . Correlation is significant at the 0.01 level (2-tailed).

2. UJI KORELASI GANDA/SIMULTAN

Correlations

		Kinerja Mengajar Guru	Komitmen Kerja Guru	Supervisi Akademik
Kinerja Mengajar Guru	Pearson Correlation	1	.554 ^{**}	.521 ^{**}
	Sig. (2-tailed)		.000	.000
	N	104	104	104
Komitmen Kerja Guru	Pearson Correlation	.554 ^{**}	1	.604 ^{**}
	Sig. (2-tailed)	.000		.000
	N	104	104	104
Supervisi Akademik	Pearson Correlation	.521 ^{**}	.604 ^{**}	1
	Sig. (2-tailed)	.000	.000	
	N	104	104	104

** . Correlation is significant at the 0.01 level (2-tailed).

3. UJI REGERSI SEDERHANA

Model Summary

Model	R	R Square	Adjusted R Square	Std. Error of the Estimate
1	.521 ^a	.272	.265	10.076

a. Predictors: (Constant), Supervisi Akademik

ANOVA^a

Model		Sum of Squares	df	Mean Square	F	Sig.
1	Regression	3868.169	1	3868.169	38.101	.000 ^b
	Residual	10355.360	102	101.523		
	Total	14223.529	103			

Susana, 2016

KONTRIBUSI SUPERVISI AKADEMIK DAN KOMITMEN KERJA GURU TERHADAP KINERJA MENGAJAR GURU SEKOLAH DASAR PADA YAYASAN PENYELENGGARAAN ILAHI INDONESIA

Universitas Pendidikan Indonesia | repository.upi.edu | perpustakaan.upi.edu

- a. Dependent Variable: Kinerja Mengajar Guru
 b. Predictors: (Constant), Supervisi Akademik

Coefficients^a

Model		Unstandardized Coefficients		Standardized Coefficients	t	Sig.
		B	Std. Error	Beta		
1	(Constant)	46.996	5.347		8.789	.000
	Supervisi Akademik	.374	.061	.521	6.173	.000

- a. Dependent Variable: Kinerja Mengajar Guru

Model Summary

Model	R	R Square	Adjusted R Square	Std. Error of the Estimate
1	.554 ^a	.306	.300	9.834

- a. Predictors: (Constant), Komitmen Kerja Guru

ANOVA^a

Model		Sum of Squares	df	Mean Square	F	Sig.
1	Regression	4358.548	1	4358.548	45.066	.000 ^b
	Residual	9864.981	102	96.716		
	Total	14223.529	103			

- a. Dependent Variable: Kinerja Mengajar Guru
 b. Predictors: (Constant), Komitmen Kerja Guru

Coefficients^a

Model		Unstandardized Coefficients		Standardized Coefficients	t	Sig.
		B	Std. Error	Beta		
1	(Constant)	38.130	6.228		6.123	.000
	Komitmen Kerja Guru	.514	.077	.554	6.713	.000

- a. Dependent Variable: Kinerja Mengajar Guru

4. UJI REGRESI GANDA

Descriptive Statistics

	Mean	Std. Deviation	N

Susana, 2016

KONTRIBUSI SUPERVISI AKADEMIK DAN KOMITMEN KERJA GURU TERHADAP KINERJA MENGAJAR GURU SEKOLAH DASAR PADA YAYASAN PENYELENGGARAAN ILAHI INDONESIA

Universitas Pendidikan Indonesia | repository.upi.edu | perpustakaan.upi.edu

Kinerja Mengajar Guru	79.51	11.761	104
Komitmen Kerja Guru	80.33	12.666	104
Supervisi Akademik	86.62	16.338	104

Correlations

		Kinerja Mengajar Guru	Komitmen Kerja Guru	Supervisi Akademik
Pearson Correlation	Kinerja Mengajar Guru	1.000	.552	.524
	Komitmen Kerja Guru	.552	1.000	.602
	Supervisi Akademik	.524	.602	1.000
Sig. (1-tailed)	Kinerja Mengajar Guru	.	.000	.000
	Komitmen Kerja Guru	.000	.	.000
	Supervisi Akademik	.000	.000	.
N	Kinerja Mengajar Guru	104	104	104
	Komitmen Kerja Guru	104	104	104
	Supervisi Akademik	104	104	104

Model Summary

Model	R	R Square	Adjusted R Square	Std. Error of the Estimate	Change Statistics				
					R Square Change	F Change	df1	df2	Sig. F Change
1	.602 ^a	.362	.350	9.484	.362	28.695	2	101	.000

a. Predictors: (Constant), Supervisi Akademik, Komitmen Kerja Guru

ANOVA^a

Model		Sum of Squares	df	Mean Square	F	Sig.
1	Regression	5162.218	2	2581.109	28.695	.000 ^b
	Residual	9085.035	101	89.951		
	Total	14247.253	103			

a. Dependent Variable: Kinerja Mengajar Guru

b. Predictors: (Constant), Supervisi Akademik, Komitmen Kerja Guru

Coefficients^a

Model		Unstandardized Coefficients		Standardized Coefficients	t	Sig.	Correlations			Collinearity Statistics	
		B	Std. Error	Beta			Zero-order	Partial	Part	Tolerance	VIF
1	(Constant)	33.092	6.246		5.298	.000					
	Komitmen Kerja Guru	.344	.092	.370	3.722	.000	.552	.347	.296	.638	1.568
	Supervisi Akademik	.217	.072	.301	3.030	.003	.524	.289	.241	.638	1.568

a. Dependent Variable: Kinerja Mengajar Guru

Collinearity Diagnostics^a

Model	Dimension	Eigenvalue	Condition Index	Variance Proportions		
				(Constant)	Komitmen Kerja Guru	Supervisi Akademik
1	1	2.973	1.000	.00	.00	.00
	2	.017	13.159	.66	.00	.62
	3	.010	17.052	.34	1.00	.38

a. Dependent Variable: Kinerja Mengajar Guru

5. UJI KOEFISIEN DETERMINANSI

Descriptive Statistics

	Mean	Std. Deviation	N
Kinerja Mengajar Guru	79.51	11.761	104
Supervisi Akademik	86.62	16.338	104
Komitmen Kerja Guru	80.33	12.666	104

Correlations

		Kinerja Mengajar Guru	Supervisi Akademik	Komitmen Kerja Guru
Pearson Correlation	Kinerja Mengajar Guru	1.000	.524	.552
	Supervisi Akademik	.524	1.000	.602
	Komitmen Kerja Guru	.552	.602	1.000
Sig. (1-tailed)	Kinerja Mengajar Guru	.	.000	.000
	Supervisi Akademik	.000	.	.000

Susana, 2016

KONTRIBUSI SUPERVISI AKADEMIK DAN KOMITMEN KERJA GURU TERHADAP KINERJA MENGAJAR GURU SEKOLAH DASAR PADA YAYASAN PENYELENGGARAAN ILAHI INDONESIA

Universitas Pendidikan Indonesia | repository.upi.edu | perpustakaan.upi.edu

	Komitmen Kerja Guru	.000	.000	.
N	Kinerja Mengajar Guru	104	104	104
	Supervisi Akademik	104	104	104
	Komitmen Kerja Guru	104	104	104

Model Summary

Model	R	R Square	Adjusted R Square	Std. Error of the Estimate
1	.602 ^a	.362	.350	9.484

a. Predictors: (Constant), Komitmen Kerja Guru, Supervisi Akademik

ANOVA^a

Model		Sum of Squares	df	Mean Square	F	Sig.
1	Regression	5162.218	2	2581.109	28.695	.000 ^b
	Residual	9085.035	101	89.951		
	Total	14247.253	103			

a. Dependent Variable: Kinerja Mengajar Guru

b. Predictors: (Constant), Komitmen Kerja Guru, Supervisi Akademik

Coefficients^a

Model		Unstandardized Coefficients		Standardized Coefficients	t	Sig.
		B	Std. Error	Beta		
1	(Constant)	33.092	6.246		5.298	.000
	Supervisi Akademik	.217	.072	.301	3.030	.003
	Komitmen Kerja Guru	.344	.092	.370	3.722	.000

a. Dependent Variable: Kinerja Mengajar Guru

Model Summary

Model	R	R Square	Adjusted R Square	Std. Error of the Estimate	Change Statistics				
					R Square Change	F Change	df1	df2	Sig. F Change
1	.602 ^a	.362	.350	9.484	.362	28.695	2	101	.000

a. Predictors: (Constant), Supervisi Akademik, Komitmen Kerja Guru

Susana, 2016

KONTRIBUSI SUPERVISI AKADEMIK DAN KOMITMEN KERJA GURU TERHADAP KINERJA MENGAJAR GURU SEKOLAH DASAR PADA YAYASAN PENYELENGGARAAN ILAHI INDONESIA

Universitas Pendidikan Indonesia | repository.upi.edu | perpustakaan.upi.edu

Coefficients^a

Model		Unstandardized Coefficients		Standardized Coefficients	t	Sig.
		B	Std. Error	Beta		
1	(Constant)	33.092	6.246		5.298	.000
	Komitmen Kerja Guru	.344	.092	.370	3.722	.000
	Supervisi Akademik	.217	.072	.301	3.030	.003

a. Dependent Variable: Kinerja Mengajar Guru

6. UJI SIGNIFIKANSI

Model Summary^c

Model	R	R Square	Adjusted R Square	Std. Error of the Estimate	Change Statistics					Durbin-Watson
					R Square Change	F Change	df1	df2	Sig. F Change	
1	.552 ^a	.304	.298	9.857	.304	44.631	1	102	.000	
2	.602 ^b	.362	.350	9.484	.058	9.180	1	101	.003	1.820

a. Predictors: (Constant), Komitmen Kerja Guru

b. Predictors: (Constant), Komitmen Kerja Guru, Supervisi Akademik

c. Dependent Variable: Kinerja Mengajar Guru

Excluded Variables^a

Model		Beta In	t	Sig.	Partial Correlation	Collinearity Statistics		
						Tolerance	VIF	Minimum Tolerance
1	Supervisi Akademik	.301 ^b	3.030	.003	.289	.638	1.568	.638

a. Dependent Variable: Kinerja Mengajar Guru

b. Predictors in the Model: (Constant), Komitmen Kerja Guru

Coefficients^a

Model		Unstandardized Coefficients		Standardized Coefficients	t	Sig.	Correlations			Collinearity Statistics	
		B	Std. Error	Beta			Zero-order	Partial	Part	Tolerance	VIF
1	(Constant)	38.358	6.235		6.152	.000					
	Komitmen Kerja Guru	.512	.077	.552	6.681	.000	.552	.552	.552	1.000	1.000

Susana, 2016

KONTRIBUSI SUPERVISI AKADEMIK DAN KOMITMEN KERJA GURU TERHADAP KINERJA MENGAJAR GURU SEKOLAH DASAR PADA YAYASAN PENYELENGGARAAN ILAHI INDONESIA

Universitas Pendidikan Indonesia | repository.upi.edu | perpustakaan.upi.edu

2	(Constant)	33.092	6.246		5.298	.000					
	Komitmen Kerja Guru	.344	.092	.370	3.722	.000	.552	.347	.296	.638	1.568
	Supervisi Akademik	.217	.072	.301	3.030	.003	.524	.289	.241	.638	1.568

a. Dependent Variable: Kinerja Mengajar Guru

Coefficient Correlations^a

Model			Komitmen Kerja Guru	Supervisi Akademik
1	Correlations	Komitmen Kerja Guru	1.000	
	Covariances	Komitmen Kerja Guru	.006	
2	Correlations	Komitmen Kerja Guru	1.000	-.602
		Supervisi Akademik	-.602	1.000
	Covariances	Komitmen Kerja Guru	.009	-.004
		Supervisi Akademik	-.004	.005

a. Dependent Variable: Kinerja Mengajar Guru