


**THE EFFECTIVENESS OF USING AUTHENTIC MATERIALS IN
IMPROVING ENGLISH AS A FOREIGN LANGUAGE (EFL)
STUDENTS' READING COMPREHENSION**
(A Quasi Experimental Study of the First Grade Students of SMAN 10 Bandung)

A RESEARCH PAPER

Submitted to English Education Department of FPBS UPI
as a Partial Fulfillment of the Requirements for *Sarjana Pendidikan* Degree



By
Laxmi Mustika Cakrawati
044701

**ENGLISH EDUCATION DEPARTMENT
FACULTY OF LANGUAGE AND ARTS EDUCATION
INDONESIA UNIVERSITY OF EDUCATION**

2009

PAGE OF APPROVAL
THE EFFECTIVENESS OF USING AUTHENTIC MATERIALS
IN IMPROVING ENGLISH AS A FOREIGN LANGUAGE (EFL)
STUDENTS' READING COMPREHENSION
(A Quasi Experimental Study of the First Grade Students of SMAN 10 Bandung)

A RESEARCH PAPER


By

Laxmi Mustika Cakrawati

044701

Approved by

Main Supervisor



Drs. Wachyu Sundavana, M.A.
NIP. 131 568 827

Co-Supervisor




Riesky, S. Pd., M. Ed.
NIP. 132 313 979

The Head of English Education Department

Faculty of Languages and Arts Education

Indonesia University of Education



Drs. Wachyu Sundavana, M.A.
NIP. 131 568 827

TABLE OF CONTENTS

STATEMENT.....	i
PREFACE.....	ii
ACKNOWLEDGEMENT.....	iii
ABSTRACT.....	v
TABLE OF CONTENTS.....	vi
LIST OF TABLES.....	x
LIST OF CHARTS.....	xi
LIST OF APPENDICES.....	xii
CHAPTER I INTRODUCTION.....	1
1.1 Background.....	1
1.2 Statements of the Problems.....	5
1.3 Aims of the Research.....	6
1.4 Significance of the Research.....	6
1.5 Limitation of the Research.....	7
1.6 Hypothesis.....	7
1.7 Research Method.....	7
1.7.1 Population and Sample.....	9
1.7.2 Data Collection.....	10
1.7.3 Data Analysis.....	10
1.8 Clarification of Terms.....	11
1.9 Paper Organization.....	11
CHAPTER II THEORETICAL FOUNDATION.....	13
2.1 Reading.....	13
2.1.1 Definitions of Reading.....	13
2.1.2 Reading Comprehension.....	14
2.1.3 The Importance of Reading in Language Classroom...	15
2.1.4 Determining Objectives in Making Decision of Reading Technique.....	16
2.1.4.1 Objectives in Teaching Reading.....	16

2.1.4.2 Strategies and Techniques in Teaching Reading.....	17
2.1.5 Reading Materials.....	20
2.2 Authentic Materials.....	22
2.2.1 Definition of Authentic Materials.....	22
2.2.2 Advantages and Disadvantages of Using Authentic Materials.....	23
2.2.2.1 The Advantages of Using Authentic Materials..	23
2.2.2.2 The Disadvantages of Using Authentic Materials.....	25
2.2.3 The Importance of Using Authentic Materials.....	26
2.2.4 Types of Authentic Materials.....	27
2.2.5 Techniques in Using Authentic Materials.....	30
2.3 Related Research on Authentic Materials.....	33
CHAPTER III RESEARCH METHODOLOGY.....	35
3.1 Research Method.....	35
3.1.1 Research Design.....	35
3.1.2 Variables.....	36
3.2 Population and Sample.....	36
3.3 Research Procedure.....	37
3.4 Data Collection.....	37
3.4.1 Pilot-testing the Research Instrument.....	38
3.4.1.1 Validity.....	39
3.4.1.2 Reliability.....	40
3.4.1.3 Index of Difficulty.....	41
3.4.1.4 Discrimination Index.....	42
3.4.2 Research Instrument.....	43
3.4.2.1 Pre-test.....	43
3.4.2.2 Post-test.....	44
3.4.2.3 Questionnaire.....	45
3.5 Time Allocation.....	45

3.6 Technique for Analyzing the Data.....	46
3.6.1 Pre-test Data Analysis.....	45
3.6.1.1 Normality Test.....	45
3.6.1.2 Variance Homogeneity Test.....	46
3.6.1.3 The Analysis of t-test.....	47
3.6.2 Post-test Data Analysis.....	47
3.6.3 Questionnaire Analysis.....	48
CHAPTER IV FINDINGS AND DISCUSSIONS.....	49
4.1 Findings.....	49
4.1.1 The Result of Pilot Testing.....	49
4.1.1.1 Item Analysis.....	49
4.1.1.2 The Reliability of the Instrument.....	50
4.1.2 The Computation of Pre-test Score.....	51
4.1.2.1 Normality Distribution Test.....	51
4.1.2.2 Variance Homogeneity Test.....	52
4.1.2.3 t-test Analysis.....	52
4.1.3 The Computation of Post-test Score.....	54
4.1.3.1 Normality Distribution Test.....	54
4.1.3.2 Variance Homogeneity Test.....	55
4.1.3.3 t-test Analysis.....	56
4.1.3.4 Effect Size Computation.....	57
4.1.4 The Computation of the Experimental Group's Score.....	58
4.1.5 The Computation of the Control Group's Score.....	59
4.1.6 The Result of Questionnaire.....	60
4.2 Discussions.....	63
4.2.1 The Difference of Students' Score.....	63
4.2.2 Students' Response towards the Use of Authentic Materials..	64
4.2.3 The Effectiveness of Using Authentic Materials.....	65
CHAPTER V CONCLUSIONS AND SUGGESTIONS.....	68
5.1 Conclusions.....	68
5.2 Suggestions.....	69

BIBLIOGRAPHY..... 71

APPENDICES

ABOUT THE WRITER



LIST OF TABLES

Table 3.1 The Competencies and Indicators of Items of Reading Test in Pilot-testing the Research Instrument.....	38
Table 3.2 Criteria of Validity.....	40
Table 3.3 Criteria of Reliability.....	41
Table 3.4 Criteria of Difficulty Index.....	41
Table 3.5 Criteria of Discrimination Index.....	42
Table 3.6 The Competencies and Indicator of Items of Reading Test.....	44
Table 3.7 The Schedule of the Study.....	45
Table 3.8 The Scale of Effect Size.....	47
Table 3.9 Criteria of Percentage Categories.....	48
Table 4.1 The Result of Item Analysis.....	49
Table 4.2 Reliability Statistics.....	50
Table 4.3 The Result of Normality Distribution Test on the Pre-test: One Sample Kolmogorov-Smirnov Test.....	51
Table 4.4 The Result of Variance Homogeneity test on Pre-test.....	52
Table 4.5 Group Statistics.....	53
Table 4.6 The Result of t-test Analysis on the Pre-test: Independent Sample Test...	53
Table 4.7 The Result of Normality Distribution Test on the Post-test: One Sample Kolmogorov-Smirnov Test.....	55
Table 4.8 The Result of Variance Homogeneity test on Post-test.....	55
Table 4.9 Group Statistics.....	56
Table 4.10 The Result of t-test Analysis on the Post-test: Independent Sample Test.....	56
Table 4.11 Paired Sample Statistics.....	58
Table 4.12 The Result of the Experimental Group Score Analysis: Paired Samples Test.....	59
Table 4.13 paired Samples Statistics.....	59
Table 4.14 The Result of the Control Group Score Analysis: Paired Samples Test.....	60
Table 4.15 The Result of Questionnaire Analysis.....	61

LIST OF CHARTS

Chart 4.1 The Graphic Bar of Means of Experimental Group and Control Group in Pre-test.....	54
Chart 4.2 The Graphic Bar of Means of Experimental Group and Control Group in Post-test.....	57
Chart 4.3 The Graphic Bar of the Result of Questionnaire.....	63



LIST OF APPENDICES

Appendices 1 Teaching Instruments

Appendices 2 Research Instruments

Appendices 3 Result of Pilot-testing the Research Instrument

Appendices 4 Data Analysis

Appendices 5 Official Letters

